

GENERAL CATALOGUE

Formwork systems

INTERFAMA®
FORMWORK

www.interfama.com

INTERFAMA live

Always stay informed and follow us on
Instagram, Facebook, YouTube and LinkedIn.



General CatalogUE edition 2021
© copyright INTERFAMA Srl

Important notes: INTERFAMA Srl reserves the right to make technical changes in the products shown. The images used in this brochure are illustrations of construction site safety situations and are therefore not always complete.

CONTENT

INTERFAMA - A SUCCESS STORY IN THE FORMWORK SECTOR

- | | |
|---------------------|---|
| 6 INTERFAMA | 10 FORMWORK PLANNING AND PRODUCT TRAINING |
| 8 INTERFAMA RENT | 11 PRODUCE WITH CLEAN ENERGY |
| 9 INTERFAMA SERVICE | 12 PLANNING AND PRODUCTION ON MEASURE |

WALL FORMWORKS

- 14 MAXIM - 1 SYSTEM 2 VERSIONS
- 26 G7000
- 36 I-FORM

CIRCULAR FORMWORK

- 44 ORBIS - THE SYSTEM WITH OR WITHOUT TIE RODS

COLUMN FORMWORKS

- 52 MAXIM
- 54 G7000
- 56 I-FORM
- 58 RSS
- 59 VARIABLO

SYSTEM UNIVERSAL

- 60 MODULAR SYSTEM UNIVERSAL

ONE-SIDE FORMWORK

- 62 PAT

CLIMBING SYSTEMS

- 66 CLIMBING BRACKET MRM
- 68 CLIMBING PLATFORM PAT
- 70 CLIMBING PLATFORM KBK

SLAB FORMWORK SYSTEMS

- 72 EVODECK
- 82 VELOX
- 92 ALUSTERN
- 98 I-20
- 102 I-PROP IN ALU

BORDER PROTECTION

- 106 I-GUARD

FORMWORK FOR ROADS

- 108 BANCHETTONE

FORMWORK EQUIPMENTS

- 112 STAIR TOWER UNIK
- 113 KIT BRACKET FOR THE ARMED EARTH
- 114 FORMWORK FOR THE ARMED EARTH I-DOOR
- 115 WORKING PLATFORM
- 116 FORMWORK FOR PRECAST CONCRETE BLOC I-BLOCK
- 118 FORMWORK FOR CELLAR SHAFT KSS
- 119 SPECIAL FORMWORKS FOR PREFABRICATED
- 120 FORMWORK NEW JERSEY
- 121 PROTECTION HAND RAIL CLAMP
- 121 STRIPPING ANGLE
- 122 STACK CONTAINER

PROJECTS

- 124 SPECIAL FORMWORKS ON MEASURE

35 YEARS OF EXPERIENCE IN DEVELOPMENT AND PRODUCTION OF INNOVATIVE FORMWORK SYSTEMS.

1984

Year of foundation INTERFAMA GmbH



Founding of INTERFAMA GmbH
in Eys

Birth of the first product range

- WALL FORMWORKS MAXIM & G7000
- CLIMBING BRACKET MRM
- MODULAR SUPPORT SYSTEM ALUSTERN
- ONE-SIDE SYSTEM PAT

2015

Expansion to Morocco



Fondation of INTERFAMA MAROC Sarl
in Marrakech

Extension of product range

- WALL FORMWORK I-FORM
- SUPPORT SYSTEM IN ALU I-PROP

2016

Opening INTERFAMA RENT Srl



Branch office
in Rome

Extension of product range

- MODULAR SYSTEM UNIVERSAL
- FORMWORK I-BLOCK
- OPTIMIZATION "TURNKEY RENTALS"
AT VERONA

Modernization

of production

- INDUSTRY 4.0

2004

New headquarter company



Opening of the new company headquarter in Prad am Stilfserjoch

Extension of product range

- SLAB FORMWORK SYSTEM VELOX
- SLAB FORMWORK I-20
- CIRCULAR COLUMN FORMWORK RSS
- CLIMBING SYSTEMS MRM & KBK

2012

Opening of INTERFAMA RENT Srl



Opening of the establishment in Verona

Extension of product range

- COLUMN FORMWORK VARIABLO
- COMPLETION SINGLE-SIDED SYSTEM PAT
- INNOVATION CIRCULAIR FORMWORK ORBIS

2020

Expansion INTERFAMA Srl



Opening INTERFAMA SERVICE Srl in Verona

Extension of product range

- MULTIDIRECTIONAL ELEMENT SLAB FORMWORK EVODECK

INTERFAMA[®]

FORMWORK

In 1984, Franz Ohrwalder founded the company INTERFAMA according to the credo of „speed“, „economic efficiency“ and „safeness“ in the use of formwork systems on construction sites. The aim was and is to enable customers an efficient processing of concrete.

Constant market- and customer-oriented development of the various formwork systems and the cooperation with our customers have significantly contributed to the development of INTERFAMA company – namely becoming a leading pioneer in the development and manufacturing of formwork systems in the construction industry.

In recent years, the INTERFAMA family has developed into an internationally active company and is already leaded in the third generation. Beside the headquarter in Prad, the company also established in Verona, Rome, and Morocco.



MAXIMUM QUALITY FOR HIGHEST STANDARDS

Our promise: simplicity of giving form to the concrete

35 years of experience in the construction of formwork systems lay a solid foundation for technical advantage. Our long-standing and satisfied customers confirm that the INTERFAMA brand stands for quality and know-how.

The company's development, based on the expansion of the product range and customer services, empowered INTERFAMA to become an internationally reliable partner of many construction companies.

Well-tryed knowledge and experience, competent employees, innovation, and development have shaped the corporate image and contribute to the successful implementation of ideas and projects.



INTERFAMA[®]

RENT

In 2012, the new logistics centre INTERFAMA RENT in Verona opened for the rental of formwork systems and scaffolding.

The concept focuses on fast and efficient processing of customer requirements while optimizing the costs associated with the rental service.

„Turnkey rentals“ are offered, which include planning, detailed calculation reports and technical support on construction site.

Moreover, it is possible to rent the material first and to purchase it subsequently, meaning that the system can be tested before the investment is made. Regular inspections and maintenance of the formwork and scaffolding systems ensure smooth operation on the construction site.



PROFESSIONAL MAINTAINING SERVICES FOR FORMWORK SYSTEMS

Regular maintaining services such as cleaning and reparation of your formwork material is essential to ensure that the concrete work is carried out properly. For this reason, in autumn 2020, INTERFAMA SERVICE, based in Verona, was opened to offer a fast and efficient service.

Beside providing a wide range of used formwork, also preparation and renovation packages of formwork systems from all manufacturers on the market are offered. This is how we ensure that all formwork materials have been cleaned and repaired so that products retain their quality and last their intended service life.



PURCHASE AND SALE OF USED FORMWORKS AND ACCESSORIES

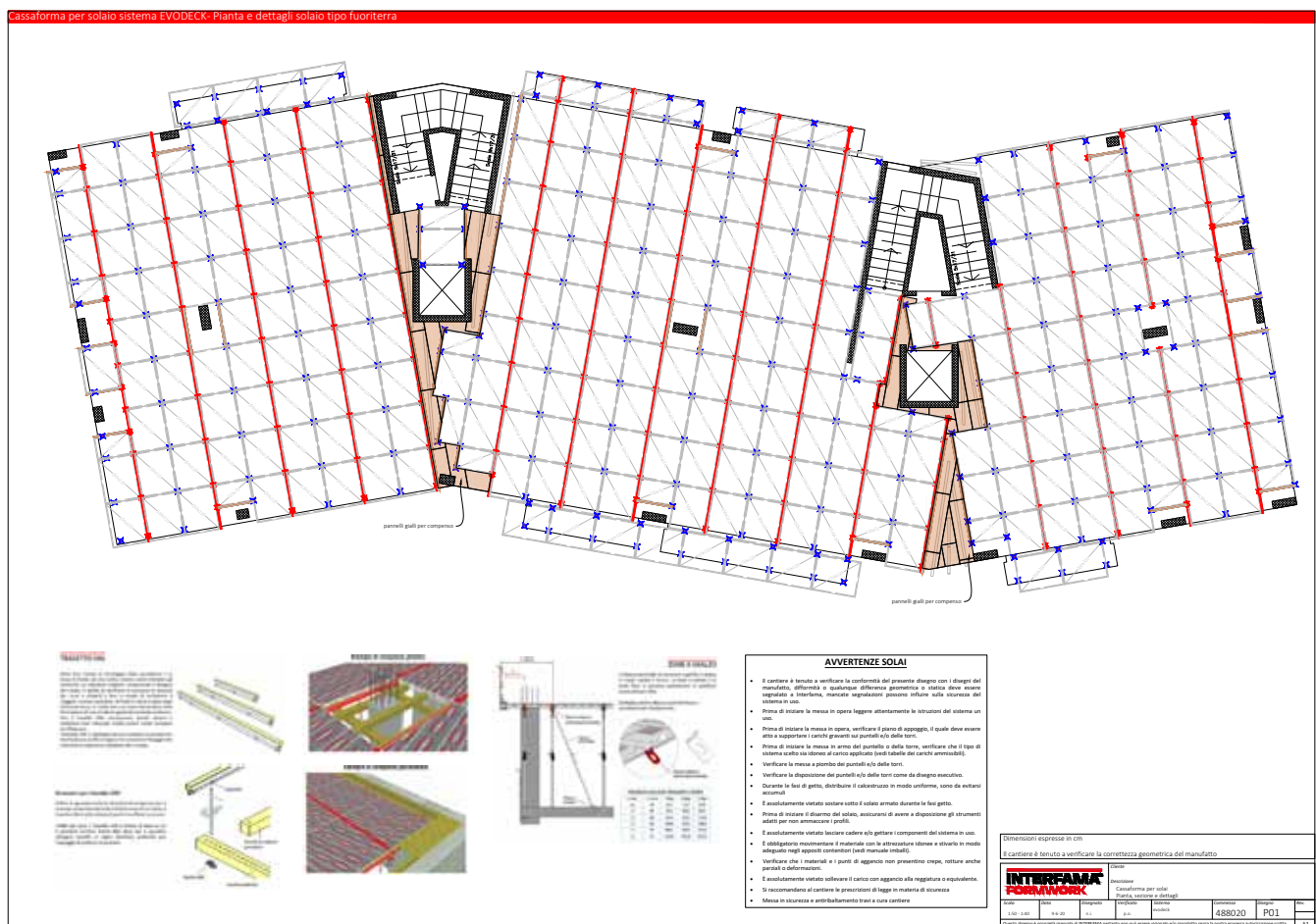
A wide range of used formwork from different manufacturers are available at INTERFAMA SERVICE in Verona.



FORMWORK PLANNING AND TARGETED PRODUCT TRAINING

Benefit from our experience.

As our company aims to promote product- and customer-oriented development of our services, we are able to offer solutions for any construction project. For this purpose, our engineers are corporate closely with the construction company to develop customized solutions. State-of-the-art programs combined with 2D and 3D models are used to enhance formwork planning. Our technicians are able to develop solutions for any project and any size.



The purchase of a system from INTERFAMA also includes the support and accompaniment of our customers directly on the construction site with individually tailored training and assembly assistance. This ensures a safe and economical use of the formwork systems and the projects can be realized successfully.



PRODUCE WITH CLEAN ENERGY

The company faces its environment with great respect and makes a significant contribution to environmental protection.

For several years now, INTERFAMA is producing electrical energy and heats with four photovoltaic systems placed on the roofs of their buildings and two Block-type thermal power stations. The generated electricity is used in the company's production processes and the surplus of energy is fed into the local electricity grid.



The INTERFAMA RENT project in Verona was approached with the same spirit, in fact all the energy necessary for its operation is generated by the photovoltaic system placed on the roof.



PLANNING AND PRODUCTION ON MEASURE

Construction of special formworks.

In today's modern architecture often are planned creative and complex constructions. This realization can be implemented, it requires special formwork made of steel or wood. INTERFAMA designs and builds special formwork systems, accompanies and supports these projects with the best possible solutions.

The service of INTERFAMA includes not only the project but also the formwork planning, as well as the technical support and installation assistance on construction site. Our products are developed with the help of modern simulation programs that allow us to realize statically perfect products even before they are tested.





WALL FORMWORK

MAXIM

Due to the special all-round profile and the associated functional accessories, MAXIM panels are designed for different structures and allow the realization of a variety of projects.

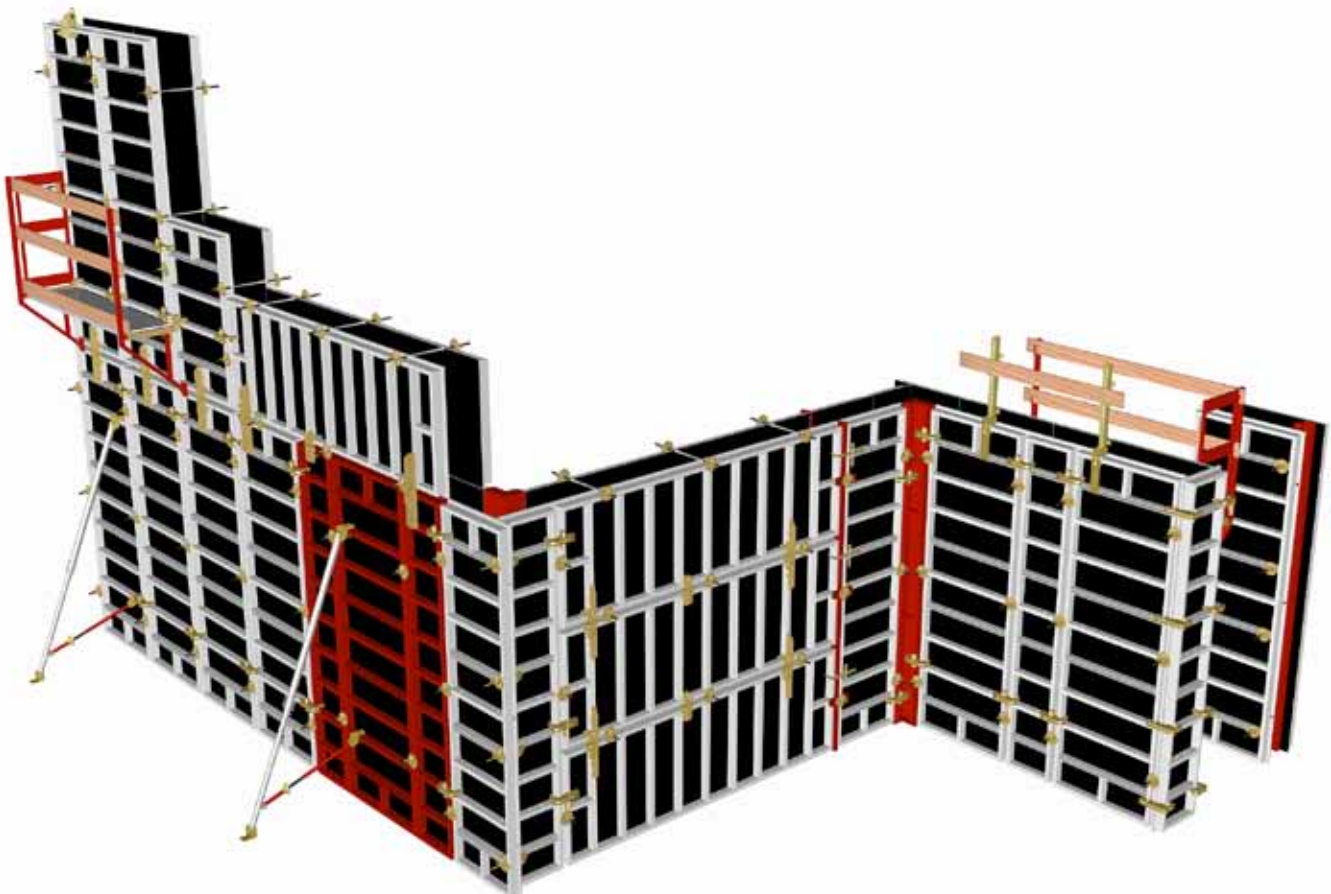
It guarantees maximum flexibility in any type of processing, it can be used in the simplest residential or commercial structures, up to the most complex industrial structures.

FEATURES AND BENEFITS

- Admissible concrete pressure 60 kN/m²
- Powder coated
- Forming of circular walls
- Forming of retaining walls without special compensation
- Simplicity formation of corners and intersections
- Simplicity in the restart and closing phase
- Easy cleaning of the formwork

ADDITIONAL BENEFITS MAXIM ALU

- Admissible concrete pressure like steel version
- Light-weight formwork weight 23,0 kg/m²
- Easy and quick to handle by hand
- Even without use of a crane
- Weather-resistant (humidity, corrosion resistant, etc.)



MAXIM, ONE SYSTEM TWO VERSIONS

The frame of the MAXIM panels is made of a structural in two versions: **steel** and **aluminum**.

This system has a special all-round profile and presents simple and functional accessories, with which it is possible to create walls of different sizes and shapes.

The characteristics of the two versions are next the weight of the different paintwork; red in the steel version and white in the aluminum version.

The elements and accessories are 100% compatible and can be perfectly combined with each other.

STEEL



Element **MAXIM**
steel 300 x 100 cm
105,0 kg

Admissible concrete
pressure
60 kN/m²

ALUMINIUM



Element **MAXIM**
ALU 300 x 100 cm
69,0 kg


Admissible concrete
pressure
60 kN/m²

The frame of the MAXIM element is powder-coated and increases protection from atmospheric agents.


STANDARD ELEMENTS

The standard elements of MAXIM system have 2 types of heights (300 and 150 cm) and different widths from 20 cm up to 200 cm for the steel version, and 100 cm for the version in aluminum.

Series H 300 cm



Series H 150 cm



Elements with intermediate widths, for example 25-35-45-55-65-70-80-85-90-95 cm or height 270 cm on request.

- plywood phenolic - 15 mm finnish birch – 11 layers – 220 g/m² phenolic coating
- plywood PP - 15 mm mm finnish birch – 9 layers – polypropylene coated(PP)
- full plastic plate Alkus®




TIE ROD PASSAGES

The elements of the MAXIM system have 4 or 6 tie rod passages on the frame as shown below, "C" profiles for connecting ALFEN and profiles with holes for attachment of service brackets and adjustable props.

MAXIM XL

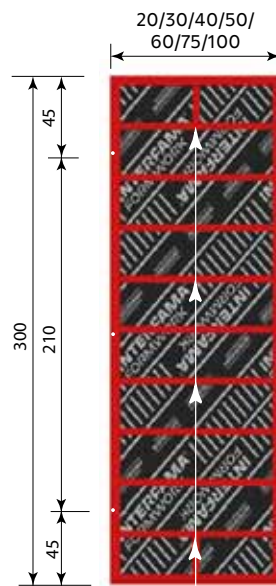
4 tie rod passages
max. inclination 6%



"C-Profiles"
for connecting Alfen

MAXIM 300

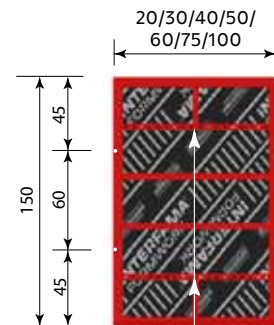
6 tie rod passages
max. inclination 30%



"C-Profiles"
for connecting Alfen

MAXIM 150

4 tie rod passages
max. inclination 30%



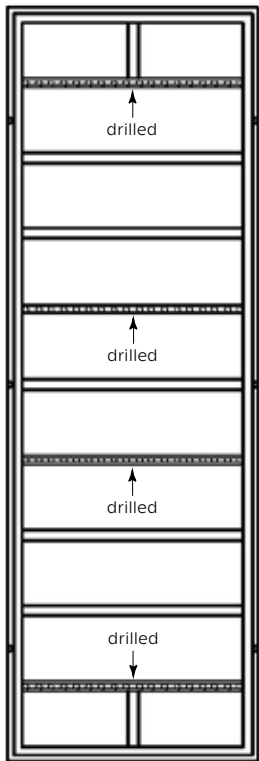
"C-Profiles"
for connecting Alfen



UNIVERSAL ELEMENTS

The frame has four perforated anchor rails „C-profile“, drilled every 5 cm (closed with PVC plug) and fitted in four different heights.

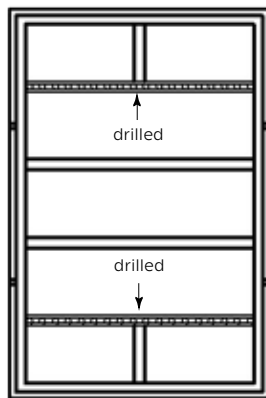
The use of this element simplify some uses and reduced at the same time intermediate sizes and accessories.



H 300 cm

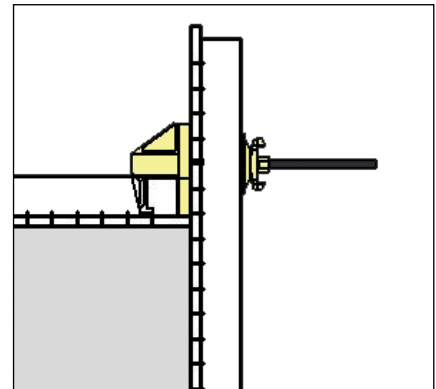
Available sizes:

- 300x100 cm
- 300x75 cm
- 150x100 cm
- 150x75 cm



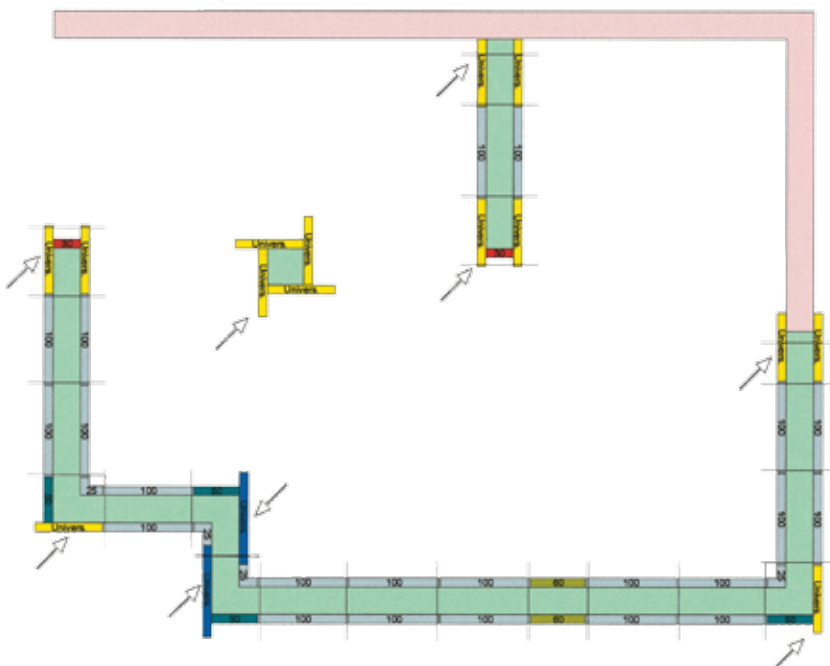
H 150 cm

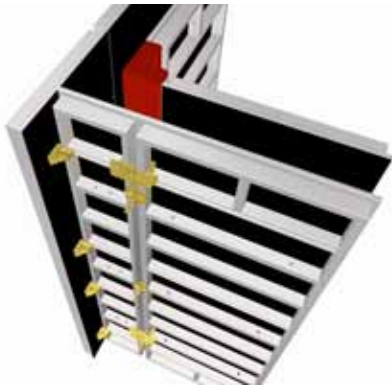
Other formats: every standard element can be made into a universal element, thanks to the practical „drilling set“.



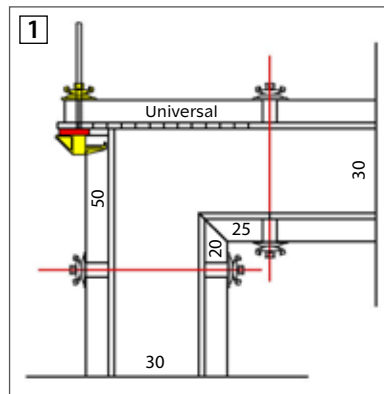
Corner/Column clamp

Example of using universal elements.





Composition H 300 cm



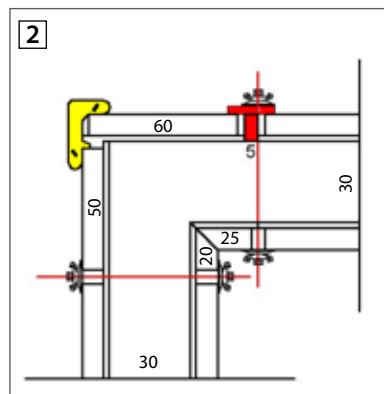
CORNER FORMATION

The formation of the corners can be performed in two modes:

1. With the **corner/column clamp** and the wing nut, positioning the fixed angle and inside element - and outside, connected orthogonally, the universal element (perforated) 75 or 100 cm wide, with a second element of dimensions appropriate according to the wall thickness.



Inside fixed corner
H 300x25x20 cm
H 150x25x20 cm



2. Inside: connection of the inside corner and elements by means of clamps.

Outside: Connection of the standard elements by means of **external corner clamps**.



FORMATION OF CORNERS OUT OF SQUARE

Thanks to the hinged corner of INTERFAMA, it is possible to forming angles between 80° to 170° (oblique angles) used inside and outside (see pictures below).

The hinged corner can be locked at 90° and used as a fixed internal corner.



Composition view inside H 300 cm



Composition view outside H 300 cm



Hinged corner
H 300x25x20 cm / H 150x25x20 cm



Compensation plate
H 300 cm / H 150 cm

FORMATION OF LIFT SHAFT

The shaft corner is specially designed for lift shafts. It enables to forming and dismantling square or rectangular lift shafts.


With a simple turn of the key, the shaft corner is reduced by 3 cm on each side, allowing the complete internal formwork to be lifted.

After cleaning, the formwork is immediately ready for a casting cycle.



Shaft corner
H 300x25x25 / H 150x25x25 cm

Detail of open/closed system
shaft corner



RETAINING WALLS

With the elements of the MAXIM system, it is possible to create compositions for retaining or inclined walls up to 30 cm for each meter of 16.7° height, without wooden compensations between elements or accessories.


The use of the distribution plate under the wing nut allows the uniform distribution of the load.



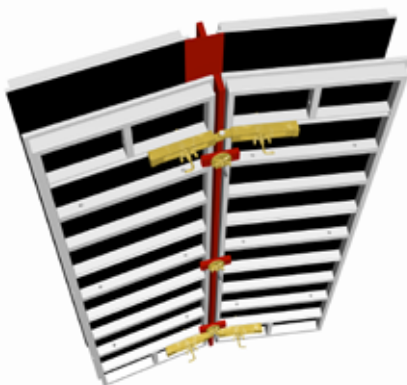
CURVED WALLS

The particular all-round profile of the MAXIM frame, together with simple accessories, makes it possible to create circular and curvilinear walls (polygonal) in a simple and fast way.

The minimum radius with element widths 100 cm is 4 meters. The system can also be used with very small radii (2 meters with element widths of 50 cm).



Composition view outside



Composition view inside



MAXIM - FROM YOUR CONSTRUCTION SITES





MAXIM - FROM YOUR CONSTRUCTION SITES





WALL FORMWORK

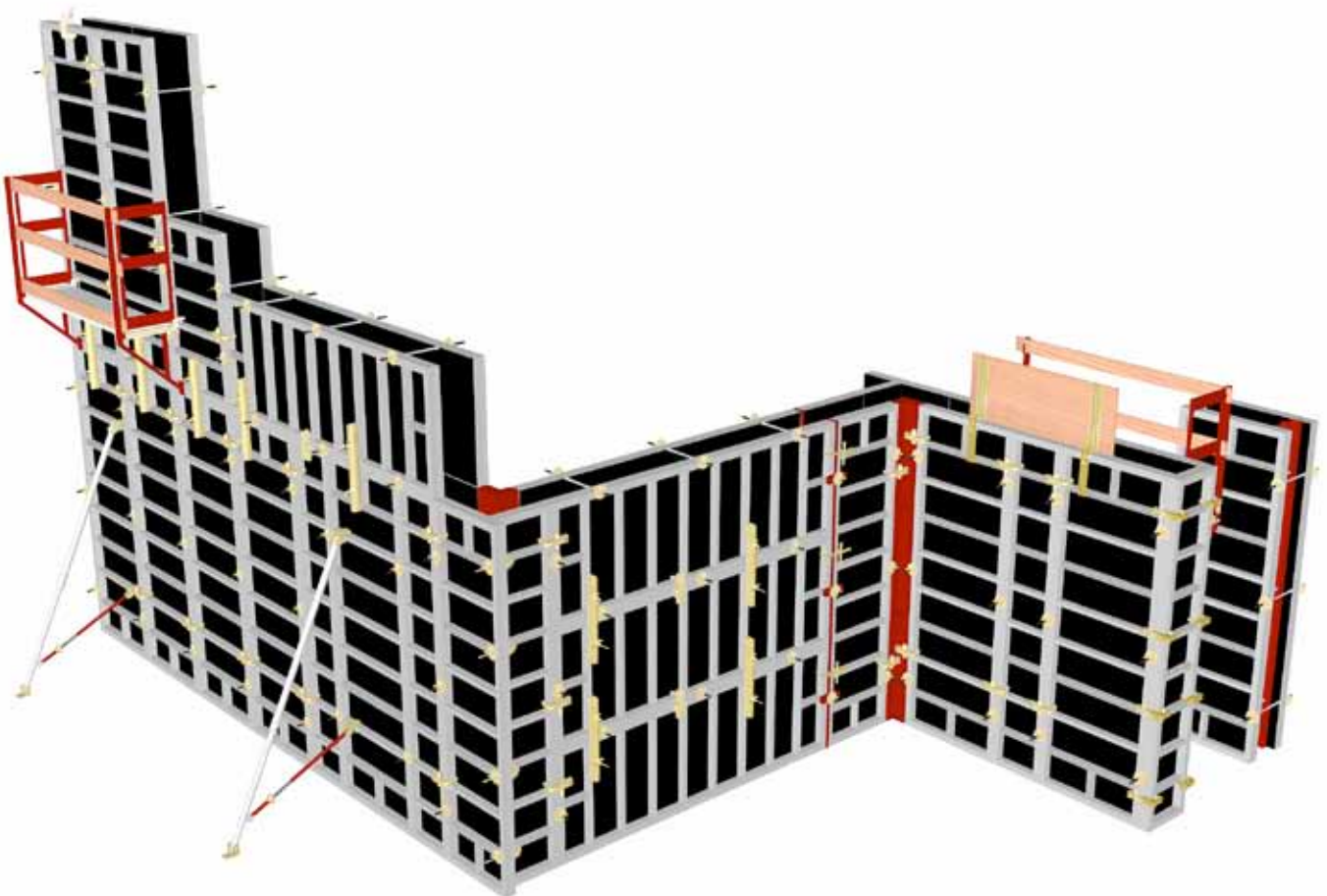
G7000

The G7000 formwork system, robust, practical and versatile is the optimal solution for any type of construction site.

The system guarantees the highest level of precision, safeness and high economical.



FEATURES AND BENEFITS

- Admissible concrete pressure 70 kN/m²
- Powder coated
- Frame with 4 perforated anchor rails for fastening accessories
- Simplicity formation of corners and intersections
- Simplicity in the restart and closing phase
- Easy cleaning of the formwork
- Suitable for all construction projects



Built with a steel structure, it allows the creation of walls of different sizes and shapes.
It is optimal for any type of construction site and guarantees concrete pressures of 70 kN/m^2 .

The frame profile of the element G7000 has in contrast to the MAXIM system, a flat outer edge.
The accessories retain the same functionality and logic like the MAXIM formwork system.
The two systems are not compatible.



Element **G7000**
steel 300 x 100 cm
120,0 kg

Admissible concrete pressure
70 kN/m²

The frame of the G7000 element is powder-coated and increases protection from atmospheric agents.

STANDARD ELEMENTS

The standard elements of G7000 system have 2 types of heights (300 and 150 cm) and different widths from 20 cm up to 200 cm for the steel version.

Series H 300 cm



Series H 150 cm



Elements with intermediate widths, for example 25-35-45-55-65-70-80 cm on request.

- plywood phenolic - 18 mm finnish birch – 11 layers – 220 g/m² phenolic coating
- plywood PP - 18t mm mm finnish birch – 9 layers – polypropylene coated(PP)
- full plastic plate Alkus®




TIE ROD PASSAGES

The elements of the G7000 system have 4 or 6 tie rod passages on the frame as shown below, "C" profiles for connecting ALFEN and profiles with holes for attachment of service brackets and adjustable props.

G7000 XL


4 tie rod passages
max. inclination 6%



"C-Profiles"
for connecting Alfén

G7000 300


6 tie rod passages
max. inclination 30%



"C-Profiles"
for connecting Alfén

G7000 150

4 tie rod passages
max. inclination 30%



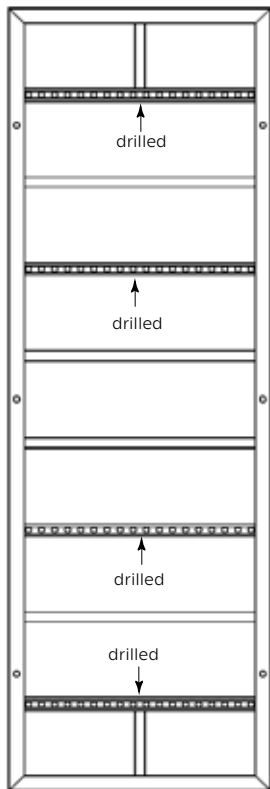
"C-Profiles"
for connecting Alfén



UNIVERSAL ELEMENTS

The frame has four perforated anchor rails „C-profile“, drilled every 5 cm (closed with PVC plug) and fitted in four different heights.

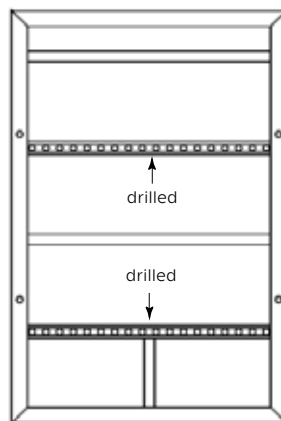
The use of this element simplify some uses and reduced at the same time intermediate sizes and accessories.



H 300 cm

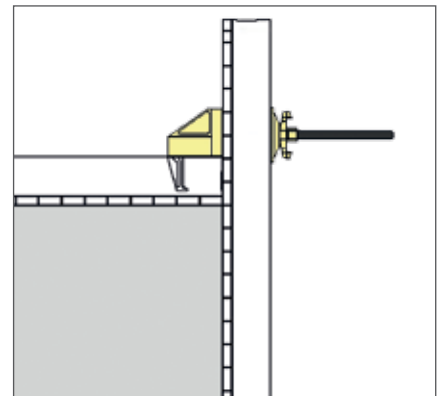
Available sizes:

- 300x100 cm
- 300x75 cm
- 150x100 cm
- 150x75 cm



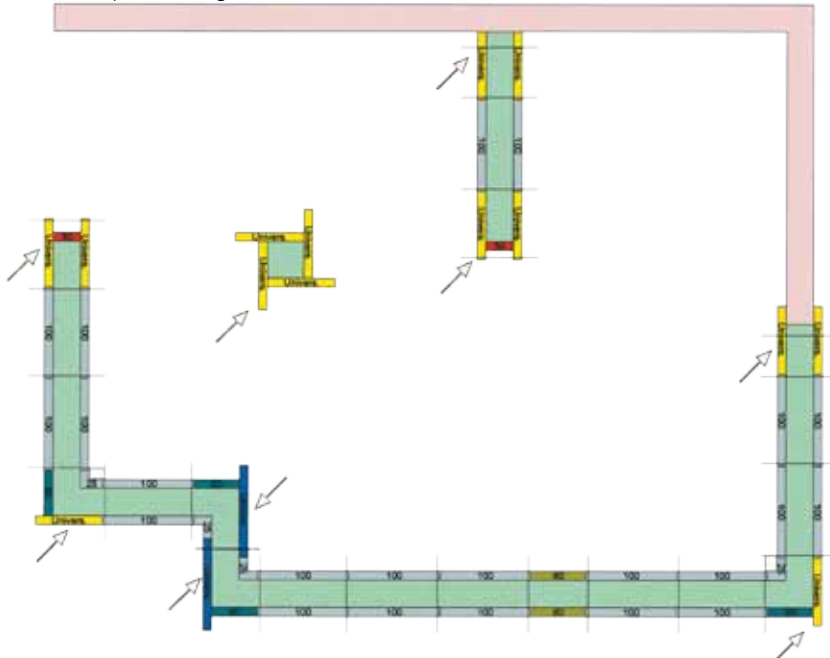
H 150 cm

Other formats: every standard element can be made into a universal element, thanks to the practical „drilling set“.



Corner/Column clamp


Example of using universal elements.



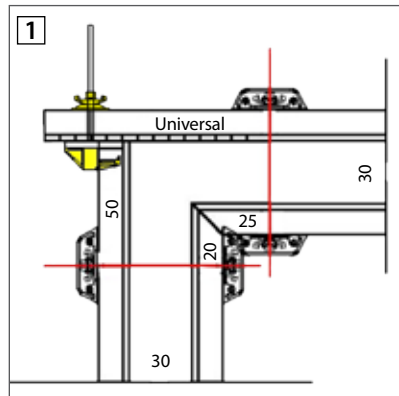
CORNER FORMATION

The formation of the corners can be performed in two modes:

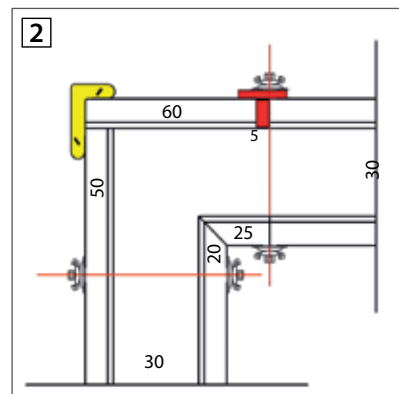
1. With the **corner/column clamp** and the wing nut, positioning the fixed angle and inside element - and outside, connected orthogonally, the universal element (perforated) 75 or 100 cm wide, with a second element of dimensions appropriate according to the wall thickness.



Composition H 300 cm



Inside fixed corner
H 300x25x20 cm / H 150x25x20 cm



2. Inside: connection of the inside corner and elements by means of clamps.

Outside: Connection of the standard elements by means of external corner clamps.




FORMATION OF CORNERS OUT OF SQUARE

Thanks to the hinged corner of INTERFAMA, it is possible to forming angles between 80° to 170° (oblique angles) used inside and outside (see pictures below).


The hinged corner can be locked at 90° and used as a fixed internal corner.



Composition view inside H 300 cm



Hinged corner
H 300x30x25 cm / H 150x30x25 cm



Adjustable clamp 0 - 10 cm



Composition view outside H 300 cm



Cross hinged brace

FORMATION OF LIFT SHAFT

The shaft corner is specially designed for lift shafts. It enables to forming and dismantling square or rectangular lift shafts.


With a simple turn of the key, the shaft corner is reduced by 3 cm on each side, allowing the complete internal formwork to be lifted.

After cleaning, the formwork is immediately ready for a casting cycle.



Shaft corner
H 300x25x25 cm / H 150x25x25 cm

Detail of open/closed system
shaft corner



G7000 - FROM YOUR CONSTRUCTION SITES





WALL FORMWORK

I-FORM ALU

The formwork system for maximal requirements.

I-FORM is a very high performance formwork system and is used in various building sectors.

The aluminum frames with a thickness of 15 cm allows a concrete load capacity of 100 kN/m².

Following can be used for all the concrete types including self-compacting concrete (SCC).

The elements have optimized dimensions for transport, 300 and 150 cm high, and can be combined with simple and functional accessories that allow the system to have a unique modularity of its kind.

FEATURES AND BENEFITS

- The formwork is suitable for every type of concrete, including self-compacting concrete (SCC)
- Admissible concrete pressure 100 kN/m²
- the aluminum formwork with the highest fresh concrete pressure absorption on the market
- Best exposed concrete quality (plywood screwing on the back side)

FEATURES AND BENEFITS

- Polypropylene plywood of 21 mm for a extra long life
- Powder coated
- Weather-resistant (humidity, corrosion resistant)
- Simple and functional accessories
- Reduced number of elements for corner formation
- High concreting speed (m/h)





I-FORM - particularities

Corrosion resistant - all I-FORM elements are made of powder-coated (RAL 3000) aluminum profiles with a frame thickness of 15 cm.

Selection of the formlining - the elements consist of a 21 mm thick plywood made of Finnish birch veneer with a phenolic coating 220 g/m² (standard).

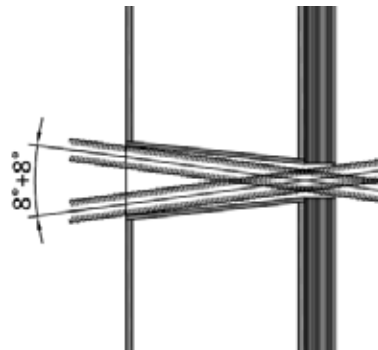
As an option, the plywood sheet with a polypropylene coating is available for a long service life (+ 50%), or alternatively the all-plastic sheet Alkus®, for maximum use (+ 100%).

Best exposed concrete quality - the fastening of the formwork panel takes place by means of screws on the back of the frame, which guarantees the highest concrete quality and enables easy change of the formlining.

Recess at the corners - all elements I-FORM have at the four corners a recess that allows easy alignment of the wall formwork enables.

Conical anchor passages - the special conical anchor hole of the elements, allows an inclination of the tie rod up to 8 °, thus can be realized a forming of sloping and retaining walls.

The conical anchor hole also allows easy removal of concrete residues.



Side perforation - tall elements have a perimetral perforations that are suitable for several purposes: connection of two elements with a tie rod and wing nut, concreting sections, manual relocation of the elements, etc.).




STANDARD ELEMENTS

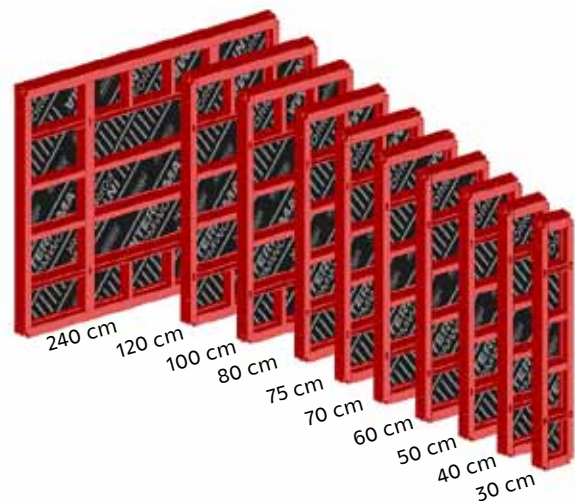
The I-FORM elements have optimized dimensions for transport, in height (300 and 150 cm) and different widths starting from 30 cm up to 240 cm.

The element widths I-FORM are: 240 / 120 / 100 / 80 / 75 / 70 / 60 / 50 / 40 / 30 cm.

Series H 300 cm



Series H 150 cm




TIE ROD PASSAGES

The elements of the I-FORM system H 300 cm have 6 tie rod passages on the frame as shown below. The "C" profiles for connecting ALFEN and profiles with holes for attachment of service brackets and adjustable props.

I-FORM 300 - XXL

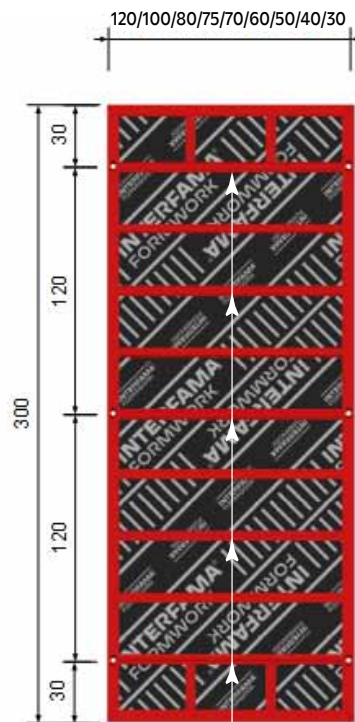
6 tie rod passages
max. inclination 8%



"C-Profiles"
for connecting Alfien

I-FORM 300


6 tie rod passages
max. inclination 8%



"C-Profiles"
for connecting Alfien

I-FORM 150 - XXL

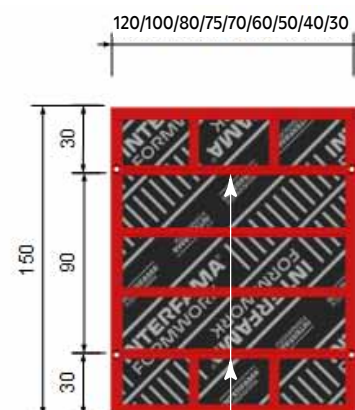
4 tie rod passages
max. inclination 8%



"C-Profiles"
for connecting Alfien

I-FORM 150

4 tie rod passages
max. inclination 8%



"C-Profiles"
for connecting Alfien

UNIVERSAL ELEMENTS

The I-FORM universal elements are fitted with the perforated „C-profile“, drilled every 5 cm (closed with PVC plugs) and at different heights.

The use of this element simplify some uses and reduced at the same time intermediate sizes and accessories.

Available sizes:

- 300x120 cm
- 300x100 cm
- 150x120 cm
- 150x100 cm



H 300 cm

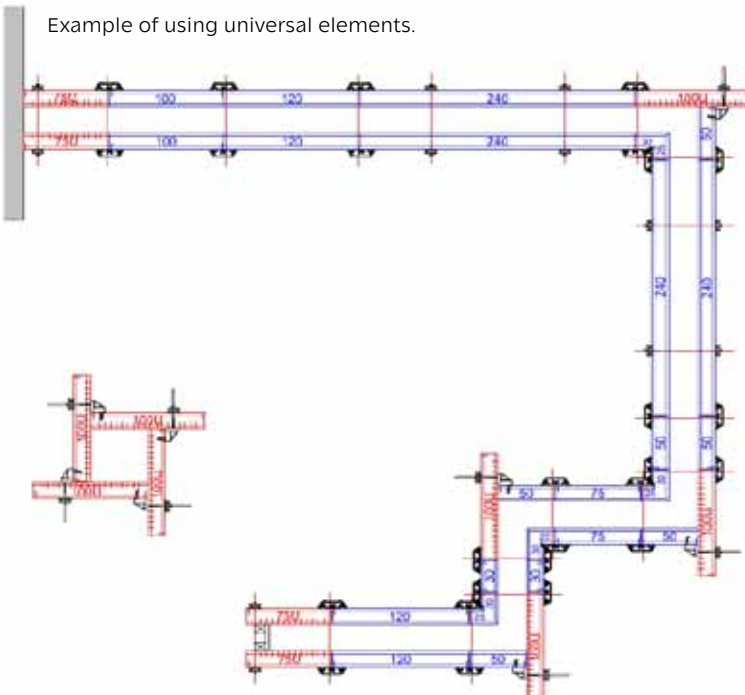


H 150 cm



Corner/Column clamp

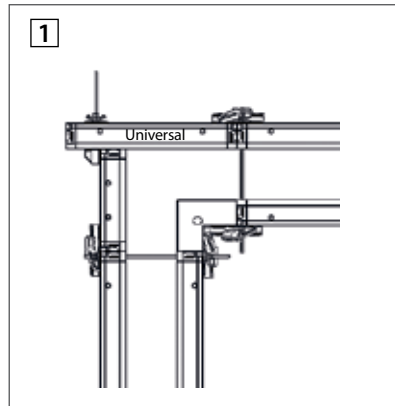
Example of using universal elements.



CORNER FORMATION



Outside angle view

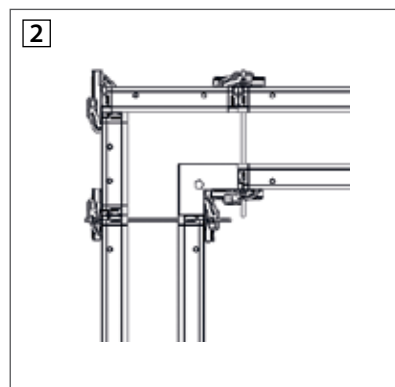


The formation of the corners can be performed in two modes:

1. With the **corner/column clamp** and the wing nut, positioning the fixed angle and inside element - and outside, connected orthogonally, the universal element (perforated) 100 or 120 cm wide, with a second element of dimensions appropriate according to the wall thickness.



Outside angle view



2. Inside: connection of the inside corner and elements by means of clamps.

Outside: Connection of the standard elements by means of **external corner clamps**.



I-FORM - FROM YOUR CONSTRUCTION SITES





CIRCULAR FORMWORK

ORBIS


The ORBIS circular formwork from INTERFAMA is one special formwork for round concrete walls such as circular reservoir, silo towers or garage entries.

The ORBIS circular formwork is available in two variants:

- **with tie rods**
- **without tie rods**

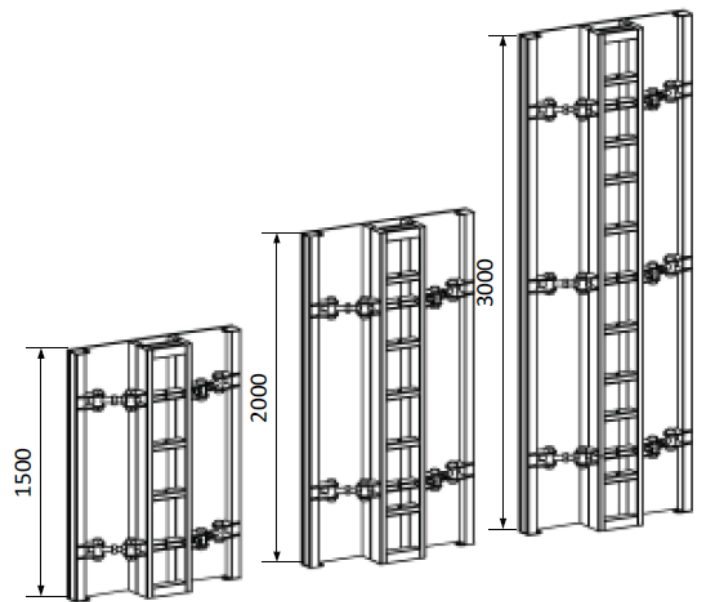
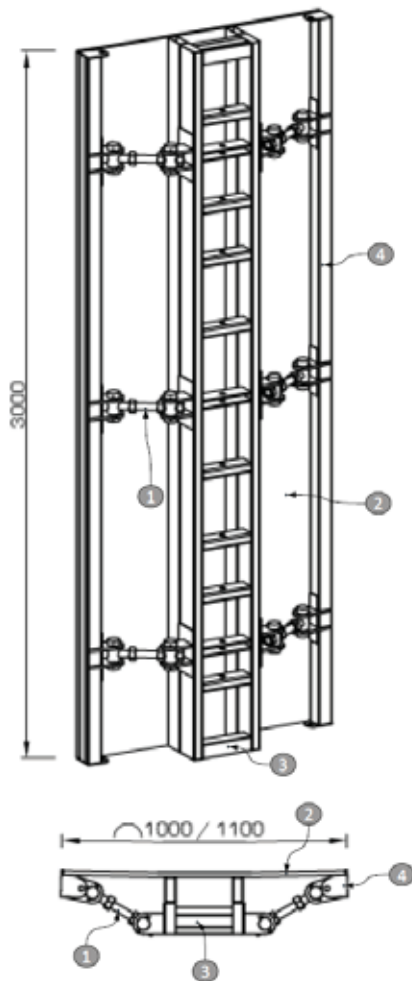
FEATURES AND BENEFITS

- Two element widths (110 and 100 cm)
- Adjustment by means of a rotary spindle for perfectly round concrete walls
- Powder coated
- Simple and quick stacking
- Two variants of use
- Radius setting of 3.0 m to infinity
- Simple and quick stacking
- Combined with straight formwork G7000
- Fast horizontal and vertical connection by clamp locking



The ORBIS system is a prefabricated, bendable system of steel elements and for a maximum permissible concrete pressure of 60 kN/m².

The elements are available in two sizes 100 or 110 cm (width) and in three height variants (300 - 200 - 150 cm). The ORBIS system is certainly an excellent and rational help for the construction site.



The concrete contact surface is made of finnish birch plywood 18 mm thick (2), with phenolic coating 220 g/m², alternatively, with a polypropylene surface of 1.6 mm.

The elements are mounted on a central steel frame (3) and external profiles G7000 (4) adjustable according to the radius.

Element **ORBIS**
steel 300 x 110 cm
193,0 kg

Admissible concrete pressure
60 kN/m²

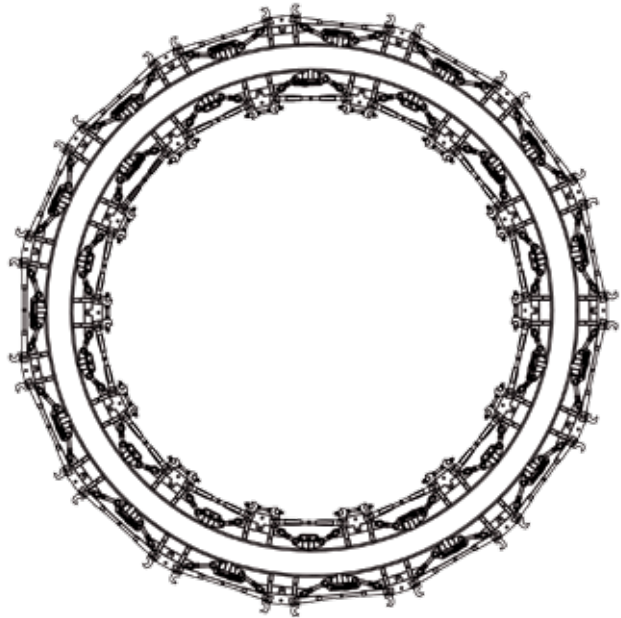
The frame of the ORBIS element is powder-coated and increases protection from atmospheric agents.

The ORBIS system can be used with two variants of the locking system:

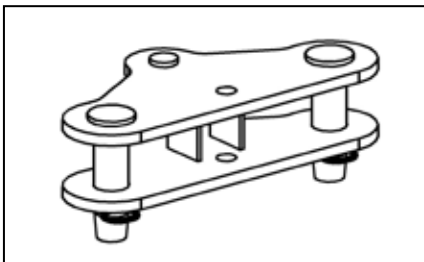
Variant without tie rods

The variant without through tie rods, with the aid of the „coupling plate“ and the „push and pull“ device, allows to create a continuous formwork, without tie rods and suitable for the construction of tanks or silos.

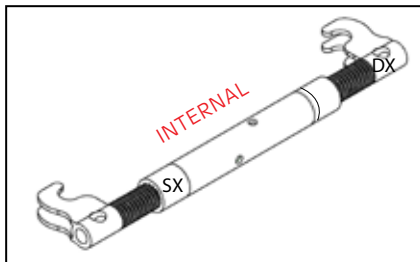
This variant allows the execution of artifacts with a radius between a minimum of 3.0 meters and a maximum of 20 meters.
Function only if the circle is complete.



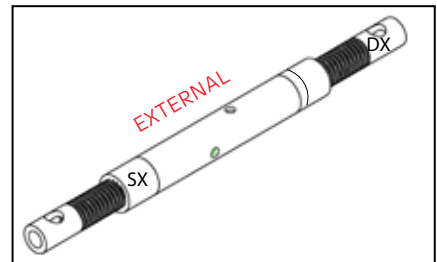
Push and pull system components



Coupling plate for push-pull spindles

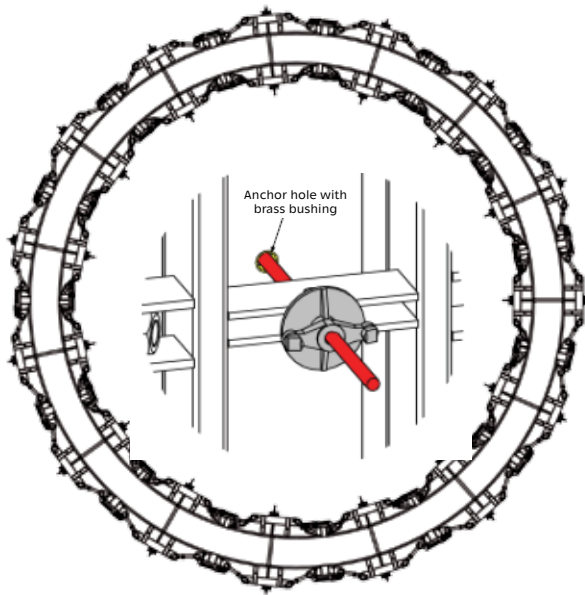


Push and Pull ORBIS M60 internal



Push and Pull ORBIS M60 external





Variants with tie rods

The variant with through tie rods DW15 allows the creation of circular or curvilinear walls, starting from a minimum radius of 3.0 meters, even in several casting phases (it is not necessary to form a complete circle).

Concreting section



1st concrete phase - H. 3,0 m



Climbing phase - H. 6,0 m



1st climbing phase - H. 6,0 m



2nd climbing phase - H. 9,0 m

ORBIS - FROM YOUR CONSTRUCTION SITES





ORBIS - FROM YOUR CONSTRUCTION SITES





COLUMN FORMWORK

MAXIM

The MAXIM system allows the realization of columns in two variants: with universal elements, coupled to an corner/column clamp and wing nuts, or with standard element and outer corner clamp. The columns can be stripped individually in square or rectangular form.

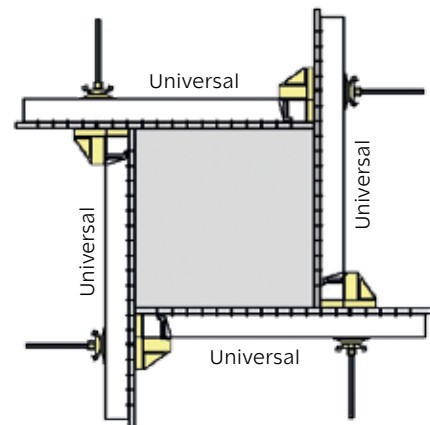
With the MAXIM universal element with 75 and 100 cm width with the corner/column clamp and wing nut can be stripped columns in 5 cm grids together.

FEATURES AND BENEFITS

- Admissible concrete pressure 80 kN/m²
- Regulation in 5 cm grids in the length and width
- Practical accessories for safe and easy handling
- With elements of 75 cm - columns from 55 x 55 cm
- With elements of 100 cm - columns from 80 x 80 cm

Admissible concrete pressure

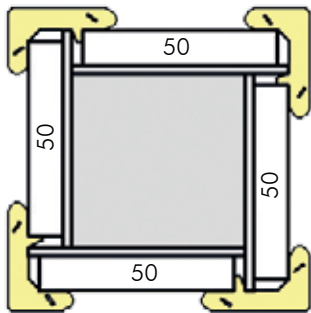
80 kN/m²



Thanks to the external outer corner clamp and the standard elements, it is possible to compose columns of different dimensions. By respecting the maximum concreting pressure, it is possible to produce compositions without any height constraint.

Admissible concrete pressure

60 kN/m²



FEATURES AND BENEFITS

- Admissible concrete pressure 60 kN/m²
- Use of standard elements
- Simple and quick connections
- Variable combination depending on the element type



COLUMN FORMWORK

G7000

The G7000 system allows the realization of columns in two variants: with universal elements, coupled to an corner/column clamp and wing nuts, or with standard element and outer corner clamp. The columns can be stripped individually in square or rectangular form.

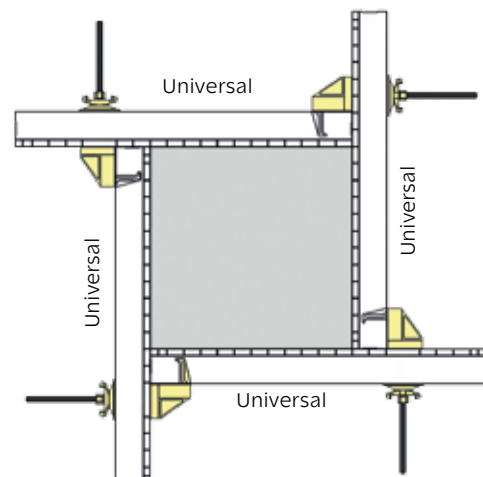
With the G7000 universal element with 75 and 100 cm width with the corner/column clamp and wing nut can be stripped columns in 5 cm grids together.

FEATURES AND BENEFITS

- Admissible concrete pressure 80 kN/m²
- Regulation in 5 cm grids in the length and width
- Practical accessories for safe and easy handling
- With elements of 75 cm - columns from 55 x 55 cm
- With elements of 100 cm - columns from 80 x 80 cm

Admissible concrete pressure

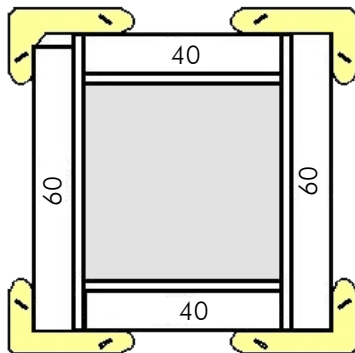
80 kN/m²



Thanks to the external outer corner clamp and the standard elements, it is possible to compose columns of different dimensions. By respecting the maximum concreting pressure, it is possible to produce compositions without any height constraint.

Admissible concrete pressure

60 kN/m²



FEATURES AND BENEFITS

- Admissible concrete pressure 60 kN/m²
- Use of standard elements
- Simple and quick connections
- Variable combination depending on the element type



COLUMN FORMWORK

I-FORM ALU

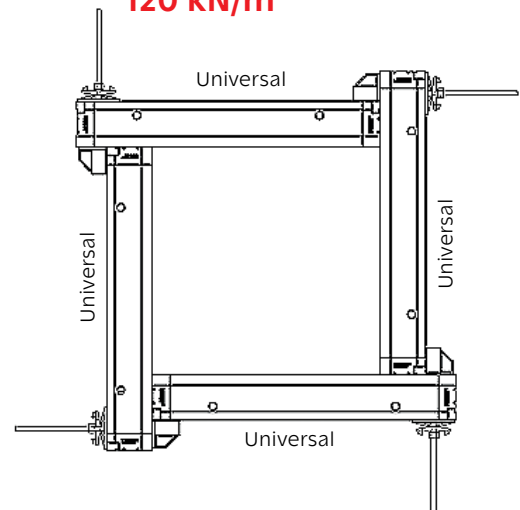
The column variant of the I-Form system enables a fresh concrete pressure absorption of 120 kN/m^2 and can be used for all types of concrete including self-compacting concrete (SCC) can be used.

With the universal elements I-FORM from 100 and 120 cm in combination with the corner/column clamp and wing nuts can be stripped individually in square or rectangular form.

FEATURES AND BENEFITS

- Admissible concrete pressure 120 kN/m^2
- Regulation in 5 cm grids in the length and width
- Practical accessories for safe and easy handling
- With elements of 100 cm - columns from $75 \times 75 \text{ cm}$
- With elements of 120 cm - columns from $95 \times 95 \text{ cm}$

Admissible concrete pressure
 120 kN/m^2

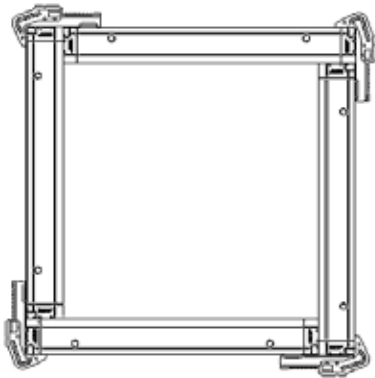


Thanks to the external outer corner clamp and the standard elements, it is possible to compose columns of different dimensions.

The columns can be single or composed with rectangular or square shapes and exposed concrete quality.

Admissible concrete pressure

100 kN/m²



FEATURES AND BENEFITS

- Admissible concrete pressure 100 kN/m²
- Use of standard elements
- Simple and quick connections
- Variable combination depending on the element type



CIRCULAR COLUMN FORMWORK

RSS

The two halves of the RSS column are connected by the MAXIM panel clamp and allows the creation of columns of various sizes and heights.

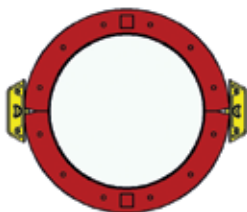
FEATURES AND BENEFITS

- Admissible concrete pressure 80 kN/m²
- Predisposition fixing adjustable props and service bracket
- Simple and quick connections
- Can be coupled to rectilinear formwork elements



Admissible concrete pressure

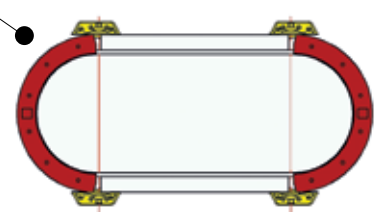
80 kN/m²



Together with the standard formwork elements can be stripped oval columns or circular terminations of the wall.

Admissible concrete pressure

60 kN/m²



COLUMN FORMWORK VARIABLE

With the VARIABLE formwork, column cross-sections can be done in 5 cm steps up to 60 x 60 cm.

The high safety, in all phases of work, combined with the quality of the casting surfaces, places the VARIABLE column formwork at the top of its class.



Admissible concrete pressure
80 kN/m²

FEATURES AND BENEFITS

- Admissible concrete pressure 80 kN/m²
- Regulation in 5 cm grids in the length and width
- Forming and stripping with only 4 clamping devices
- Moving with only one crane lift
- Access ladder and a concrete placing platform for work at each height
- Easily movable on wheels
- Elements can be stacked in a space-saving way
- Low transport volume
- Stackable up to 9.0 m high



MODULAR SYSTEM

UNIVERSAL

The UNIVERSAL modular system allows you to solve all the most complex construction site situations. Currents, connection plates and various accessories allow the system to be used in different ways.

It can also be combined with H20 beams and panels as a modular formwork with beams.

FEATURES AND BENEFITS

- Modular according to needs
- Quick and easy connections between elements
- Can be used in combination with other systems



UNIVERSAL SYSTEM - FROM YOUR CONSTRUCTION SITES



ONE-SIDE SYSTEM PAT

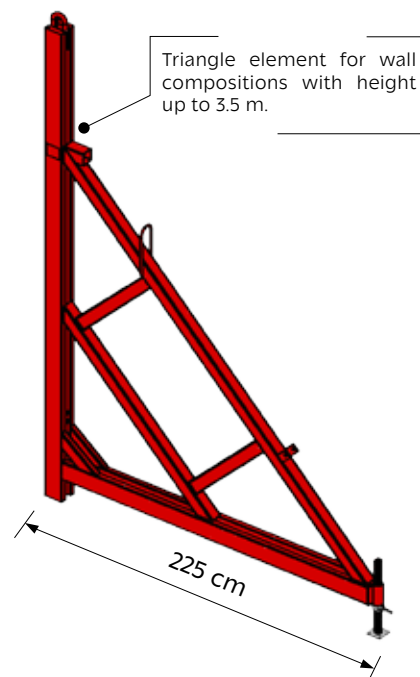
With the support frame PAT in connection with the formwork systems, a concreting of single-sided walls up to 9 meters high.

The support frame PAT is for every type of formwork suitable. With the help of this system can be realized one-side walls without risk.

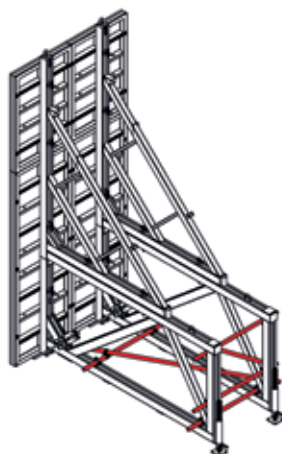
To handle single-sided elements with a height greater than 3.5 meters, it is possible to connect the elements with pipe & joint shown as below $H < 5\text{ m}$ / $H < 6,5\text{ m}$ / $H < 8\text{ m}$).

FEATURES AND BENEFITS

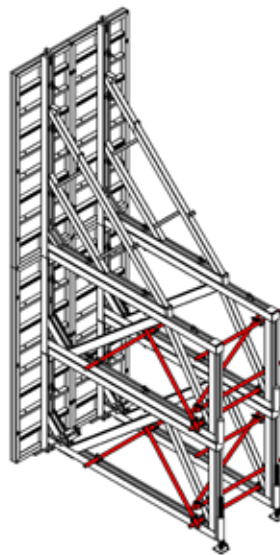
- Can be combined with any formwork system
- Simple and fast assembly
- Enables single-sided concreting from 1.0 to 9.0 m high
- Possibility of moving mounted modules
- Attachment points CE compliant
- Costruction in steel



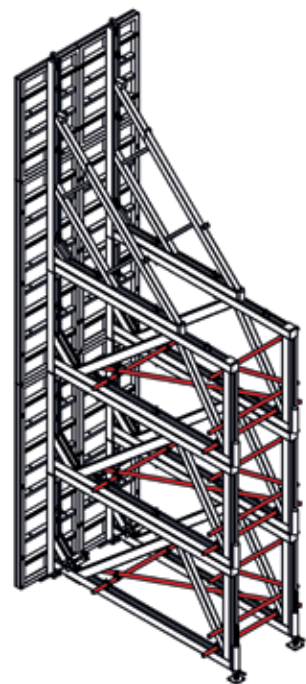
One-side system $H < 3,5\text{ m}$



One-side system $H < 5\text{ m}$



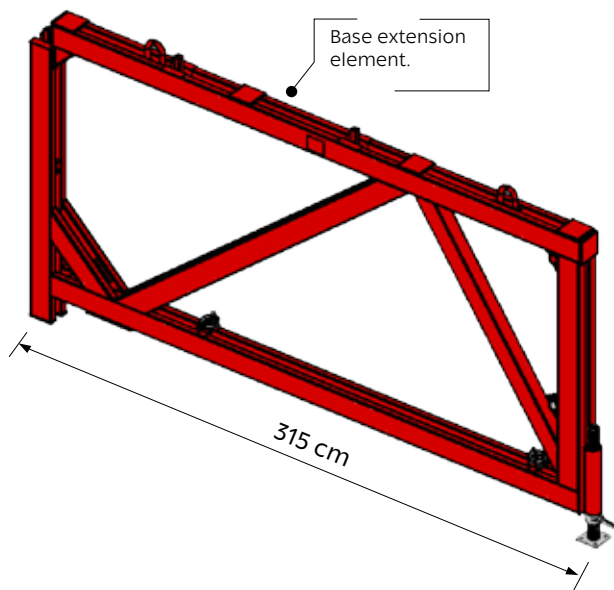
One-side system $H < 6,5\text{ m}$



One-side system $H < 8\text{ m}$

In combination with formwork elements, the single-sided system PAT allows simple and fast shuttering one-side walls against the ground, berlines, diaphragms, micropiles, etc. The system composed simply of two elements emerges in comparison with other products, due to the speed of assembly and sealing to the casting.

The forces due to the casting are discharged by the structure into the disposable nuts previously placed in the foundation or slab. The PAT system can be combined with the MAXIM, G7000, I-FROM, ORBIS and any system other formwork on the market.





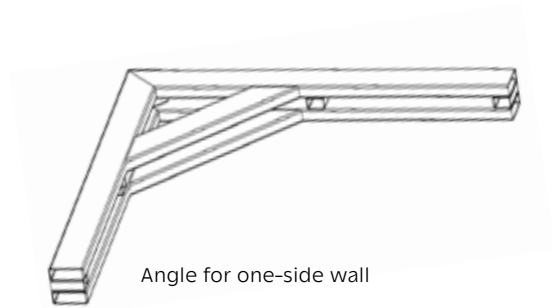
Example: Anchoring for side formwork, lost hexagon nut anchored in the foundation and in connection with recoverable tie rods and PVC tube.



COMPOSITION ONE-SIDE SYSTEM PAT WITH ANGLE

This practical accessory allows you to cast a continuous single-sided wall even in the presence of corners, without interrupting the casting at this point.

With the help of the special corner it is possible to throw an entire tank in a single solution.



ONE-SIDE SYSTEM PAT - FROM YOUR CONSTRUCTION SITES



CLIMBING BRACKET MRM

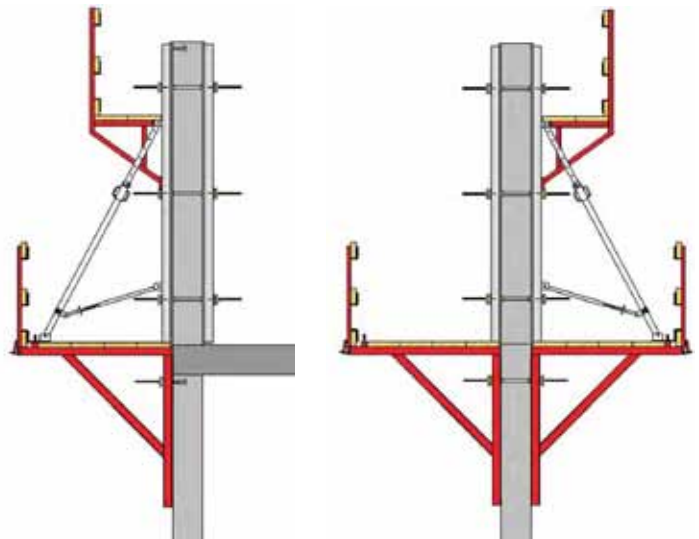
The climbing bracket MRM is a perfect supporting beam for climbing and serves as a working platform. It can be manually assembled because of its low weight (only 25 kg).

The system is equipped with 0-40 cm height adjustment of the anchor.

The climbing bracket, in addition, also allow the attachment and use for adjustable props for sealing of the formwork.

FEATURES AND BENEFITS

- Can be combined with any formwork systems
- Adjustable in height (0 - 40 cm)
- Lightweight, can be moved by hand
- Possibility of fixing the adjustable prop
- Double choice for the anchor type



BRACKET MRM - FROM YOUR CONSTRUCTION SITES



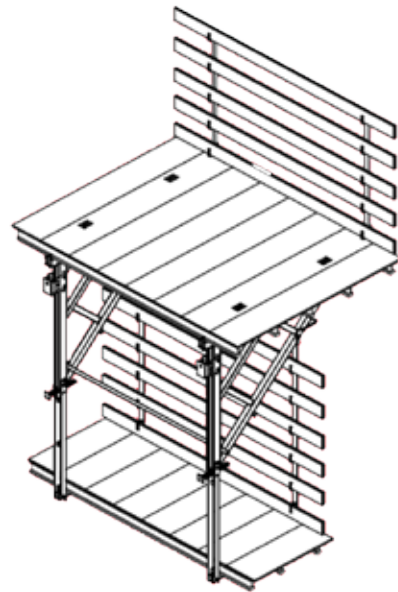
CLIMBING PLATFORM

PAT

The PAT climbing platform is a steel construction and 3.50 m in width. It is versatile and enables to construct a safe working platform. In addition, this climbing system is adaptable to any surface and any type of formwork.

FEATURES AND BENEFITS

- Easy and fast assembly
- Versatile applicable
- High load-bearing capacity
- Easy and fast anchoring
- High workplace safeness



PLATFORM PAT - FROM YOUR CONSTRUCTION SITES



CLIMBING PLATFORM

KBK

The assembled climbing platform KBK, folding with corner platforms and width of 1.8 m, is ready to immediate use and greatly enhance the workplace safeness.

Anchoring to the wall with a double choice of fixing (conical anchor screw or continuous tie rods), with install the suspended scaffold allows the recovery securely of the anchor screw below.

FEATURES AND BENEFITS

- Easy and quick installation
- Versatility of use
- Perfect and safe corner formation
- High loads-bearing capacity (4,5 kN/m²)
- Easy and fast anchoring
- High workplace safeness



PLATFORM KBK - FROM YOUR CONSTRUCTION SITES



MULTIDIRECTIONAL ELEMENT SLAB FORMWORK

EVODECK - the new generation of formwork for slabs

The EVODECK system is a universal and lightweight element slab formwork system made of aluminum, universal, multidirectional, with partial advance dismantling.

This system is suitable for all types of ceiling such as: solid concrete, floor slab (paneled surfaces), mixed floor (concrete and masonry) and lightweight slabs).

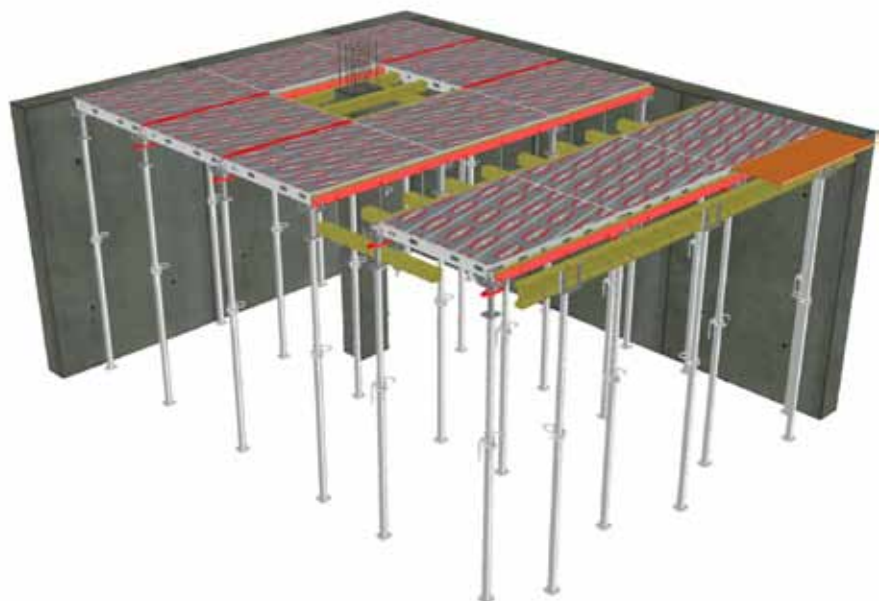
Up to a height of 3.40 m it can be assembled and disassembled from the ground without the aid of ladders or scaffolding.

FEATURES AND BENEFITS

- Efficient and versatile	The EVODECK system is a multidirectional system which, combined with the possibility of positioning the head at any point on the elements, also allows it to adapt to the various geometric configurations in tight spaces.
- With partial early stripping	The principle of the drop head allows partial early stripping even after only two days from the casting.
- Quickly	The system can be assembled and disassembled easily and safely by 2 operators. Every worker can cover an area of 120 to 150 m ² per working day.
- Practical	The system consists of a few, easy-to-use elements. The sequential assembly and disassembly makes it easier site organization and transportation.
- Safely	All work is carried out from below. If the horizontal level is in place, it also offers comprehensive protection against falls.

SPECIAL FEATURES

- Standard elements 120x150 cm:
 - low weight of only **24 kg**
 - low transport & storage volume
- Flexibility in assembly phase
- Only two different prop heads
- Same height of the heads (**40 cm**)
- Compact stacking frames
- Safe working from floor-level
- Flexible direction of the element
- Up to **40 cm** solid concrete ceiling

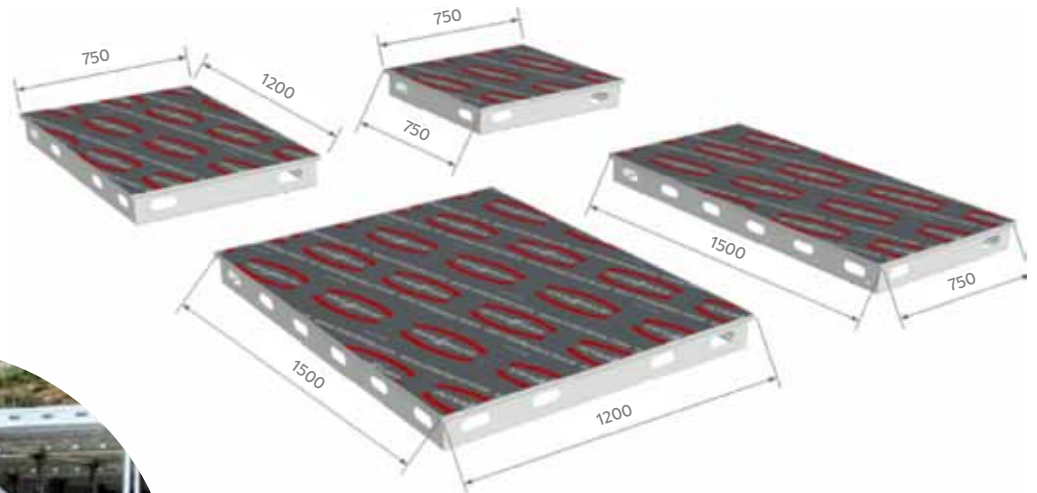


Video
EVODECK



EVODECK ELEMENTS

The system consists of only 4 dimensions of elements (150x120 – 150x75 – 120x75x – 75x75 cm). The dimensions of these elements have been designed to provide optimum geometrical combination, load carrying capacity and volume during transport.



The elements consist of aluminum profiles powder coated RAL9010. The formwork skin consists of a 9 mm thick multilayer plywood with phenolic film 220 g/m². It is also possible to use (as an option) a multilayer polypropylene coated element to provide a longer life (+ 50%) or, alternatively, an Alkus® element, solid plastic plate to maximize the surface and durability of the formwork (+ 100%).



DROP HEAD

The drop head of the system, which can be connected to any type of prop, allows the partial early dismantling of the floor to be carried out, even after only two days from the casting, thus allowing, to recover the elements that make up the horizontal plane (panels and compensation elements).



FIXED HEAD

The fixed head has two functions: it is used to allow the elements to be positioned in adherence to the perimeter walls and corners.

If there is no need for early stripping, the EVODECK slab formwork can only be shuttered with fixed heads.



COVER PROFILE / CARRIER SUPPORT

The space that is created between the elements where the drop head insists is compensated by the aluminum slot cover profile with plastic coating. The profile also takes on an anti-punching function.






CARRIER UNI

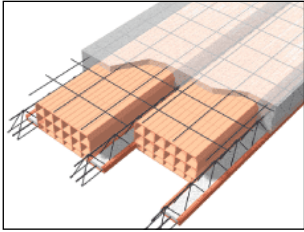
The UNI carrier is used to compensate near walls, pillars or to create lowered beams.

The carrier UNI consists of a steel box and finally a wooden profile, that allows the fixing of the compensations elements with screws or nails.




STRIPPING

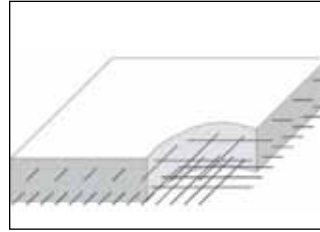
It is possible to strip the formwork prematurely after 2- 5 days after concreting, depending on the type of ceiling, the temperature and the strength class of the concrete.




Mixed slab concrete/masonry



Slab (paneled predalle type)



solid concrete slab



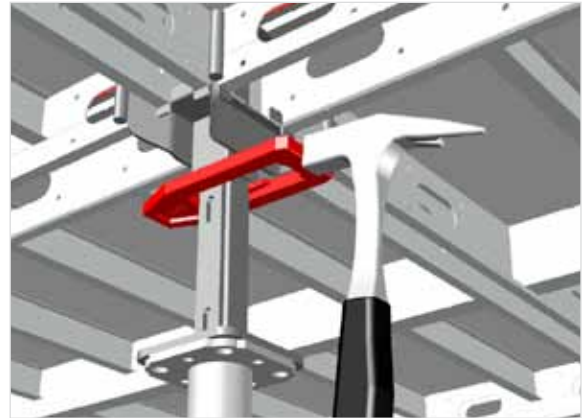
Lightweight full slab

EXECUTION OF EARLY STRIPPING:

unknock the slide wedge of the drop head, in order to bring it to the disarming condition.

In this way (after acting on all the drop heads) all the elements that make up the horizontal plane will drop by about 14 cm, enough space to remove or unhook the elements.

The elements can be immediately reused. Only the props with the heads, the slot cover profiles and possibly the carrier beams remain in the slab.



STRIPPING - SOLID CONCRETE CEILING:

The partial dismantling of the EVODECK element must be carried out after checking that the concrete casting has reached the minimum of strength.

They must be taken into account the effects of temperature during the ripening period.

Normally, for solid concrete ceiling, the time necessary to shuter out the partial early dismantling varies between **2 and 5 days**, however it is advisable to consult the specific documentation for dismantling.



STRIPPING - HOLLOW STONE AND SLAB CEILINGS:

After checking the table for support in combination with the cover profile for the hollow stone and slab ceilings, it is possible to have an early stripping of the formwork already after 2 - 5 days after concreting to undertake.

The carrier and cover profile system guarantees the stability of the cast ceiling (further information see manual).



Early partial stripping of EVODECK elements



EVODECK - FROM YOUR CONSTRUCTION SITES





EVODECK - FROM YOUR CONSTRUCTION SITES





UNIVERSAL BEAM SLAB FORMWORK

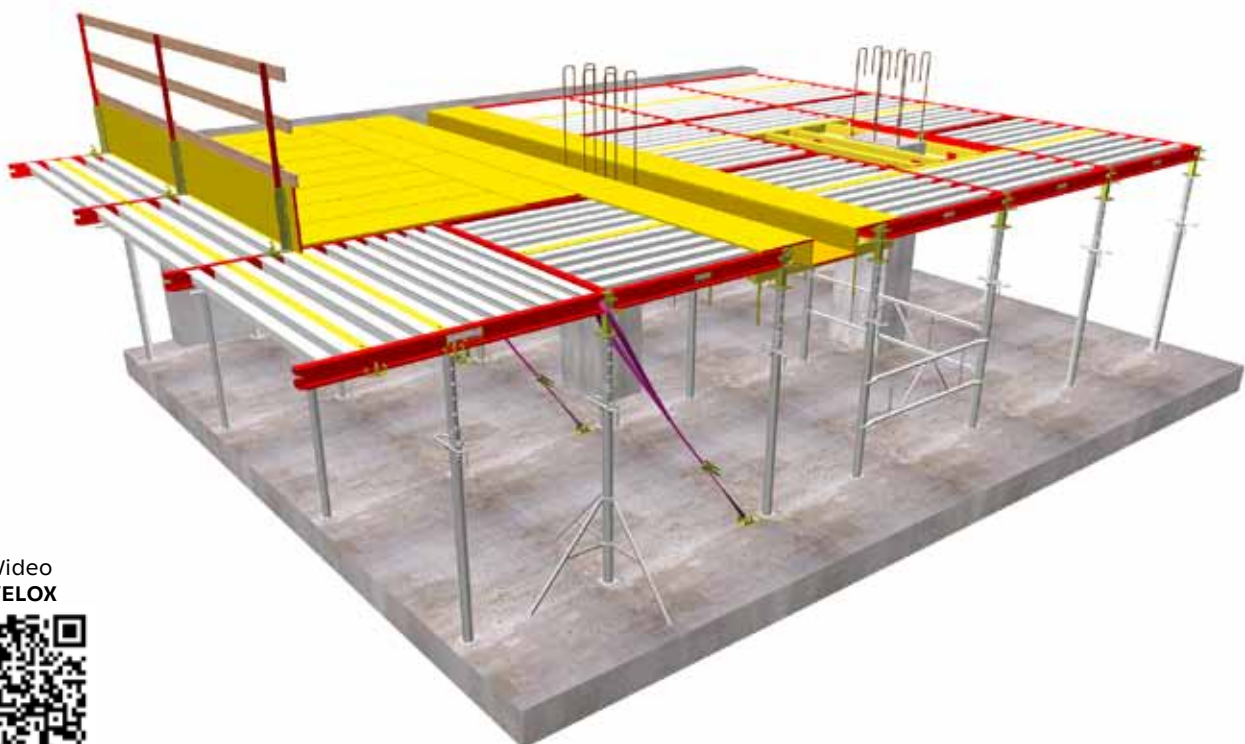
VELOX

VELOX is a universal slab formwork system for floors. Universal - in the sense that it allows shuttered and successively to stripping in advance any type of slab: full beton slab, prefabricated or lightweight and mixed floors.

Compared to traditional methods of shoring, its reduces by 50% the times for setting up and dismantling the floors. All the operations are carried out from below and the use of the grids guarantees the operator from falls from above. The very light components make this system particularly suitable for the formwork of floors at very heights.

FEATURES AND BENEFITS

- Quick formwork times – 50% reduction of the working time
- Maximum flexibility adapts to any surface
- Easy handling
- High load-bearing capacity – up to 21,5 kN/m²
- Light components - unique for great heights
- Free choice of surface panels, each according to the requirement
- Maximum safety with the no-sliding girders in aluminum
- Early stripping for all type of slabs
- Immediate use of all horizontal components
- Low transport & storage volume



Video
VELOX



ONE SYSTEM TOW VERSIONS

VELOX has been designed in two variants of use, STANDARD or ECO. In both versions, the system can be mounted easily and safely by only two operators.

Each operator can assembled an average of 100 square meters per day.

STANDARD VERSION

The horizontal plane of the STANDARD version is completed by inserting the aluminum safety grids from below. The use of these girders allows the operator to install the panels from the upper floor, in complete safety.

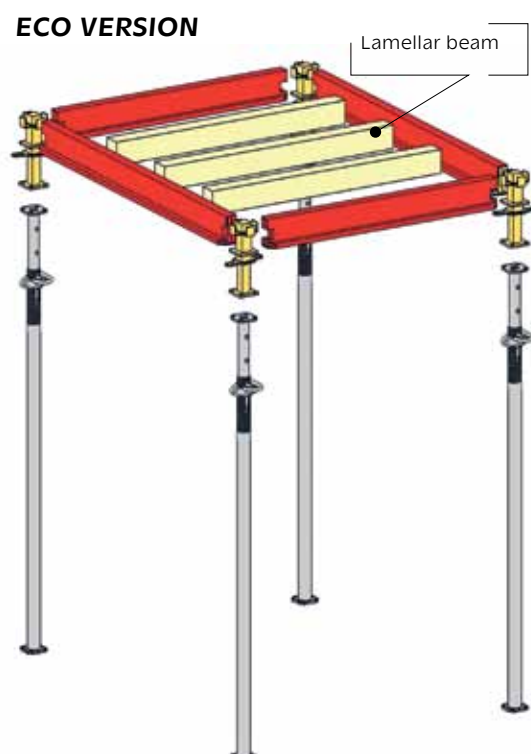

The aluminum safety girder, with non-sliding surface, weight only 10 kg.

It is also possible to insert a lamellar beam which allows the subsequent fixing of the covering panels.

ECO VERSION

The horizontal plane of the ECO version is completed by inserting the lamellar woodes beams.

The beams are inserted from below at a distance (adjustable) of 50 cm and allow the support and fixing of the covering panels. This version makes the system practical and economical, minimizing its volume during transport and storage.




MAIN COMPONENTS

The Velox system essentially consists of 5 elements: prop, drop head, main beams, safety grid and/or plywood beams.

The system in its standard configuration is proposed with props E35 according to UNI EN 1065 with high capacity up to 40 kN (extension 2.0 - 3.5 meters).




Prop EN 1065



Drop head
height 30 cm



Main beam
100/150/200 cm



no-sliding Alu girder
150/200 cm



Lamellar beam
142/192 cm

Quick:

VELOX halves the formwork times, it can be assembled and disassembled easily and safely even by just 2 persons thanks to its convenient use, both in the assembly phase and in the subsequent stripping. Thanks to the mechanization of operations, specialised skilled labour is not required.

Safe:

All operations are performed from below until the safety of the structure is ensured, thanks to the fall protection grid. It is thus possible to work within the highest standards of safety, as required by current regulations, protecting the operator against the risk of falling.

Flexible:

The system adapts to any type of surface, even in the presence of obstacles (walls, pillars, stairwells, etc.), or confined areas; it allows you to obtain maximum coverage with just a few simple accessories. It allows you to minimize the times for realising the formwork of the areas of compensation.



VELOX – FUNCTIONAL USE AND RESISTANT PRODUCT

The system consists of robust, galvanized and powder-coated components made of aluminum or steel. It can be used for a long time and is maintenance-free.

It adapts to any geometric surface and enables the realization of solid ceilings with a thickness of up to **30 cm (only one prop every 3 sqm)**. With additional prop under the main beam 200 cm, it is possible to realise solid concrete slabs up to **80 cm**.

It is suitable not only in residential construction, but also for supports the ceilings at great heights as the components are very light and simple.

The system includes two phases of assembly: the grid structure and the shape of the formlining, and all compensation areas can be resolved quickly and simple.

Economical:

The system is equipped with a „drop head“ device, which, after just **2-5 days**, allows for partial early stripping, thus allowing for the recovery of the horizontal elements that make up the formwork and allowing their immediate reuse.

Practical:

VELOX facilitates the transport, onsite handling and storage due to the reduced size of its components. Each component is made of galvanized steel or aluminium; it must therefore be able to withstand infinite use, eliminating waste due to the use of materials subject to wear.



CHOOSE THE FINISH

The VELOX system allows the use of various types of covering panels. There are no restrictions in the dimensions of the panel and not even in the direction of installation.

The choice varies according to the desired degree of finish. For practical reasons, the use of classic panels measuring 200x50 cm, thickness 27 mm is recommended.



Multilayer panel polypropylene surface



3-layer panel




Panel VSD / celenity / insulating



Wooden panel OSB



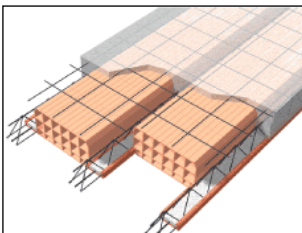


EARLY PARTIAL STRIPPING

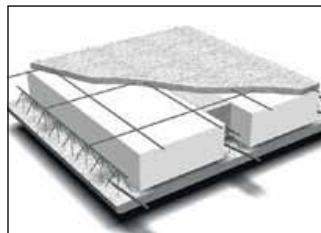
Thanks to the special mechanism of the drop head, after only 2-5 days from the casting it is possible to carry out the partial early dismantling for each type of floor (recovery of the horizontal components; beams, grids and 75% of the panels).

POSSIBILITY OF IMMEDIATE MANTLING

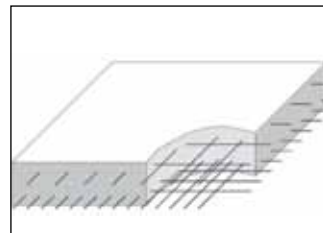
Once the components of the horizontal plane have been recovered, it will be sufficient to have a second set of props and drop heads to allow the immediate reuse of mantling.




Mixed slab concrete/masonry



Slab (paneled predalle type)



solid concrete slab



Lightweight full slab




VELOX - FROM YOUR CONSTRUCTION SITES





VELOX - FROM YOUR CONSTRUCTION SITES





MODULAR SUPPORT SYSTEM

ALUSTERN

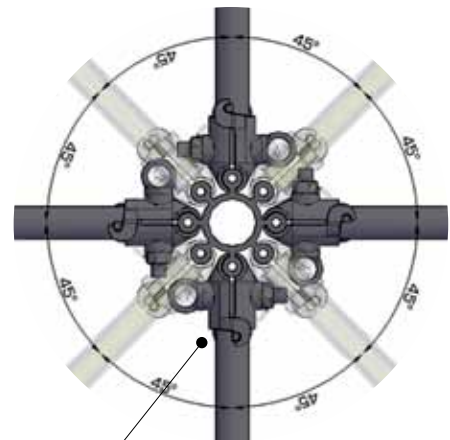
The ALUSTERN support system ensures a high load-bearing capacity and enables a wide range of applications, both as a single support structure and as a support tower.

The ALUSTERN components allow a variable composition of the dimensions in width and height depending on the expected loads.

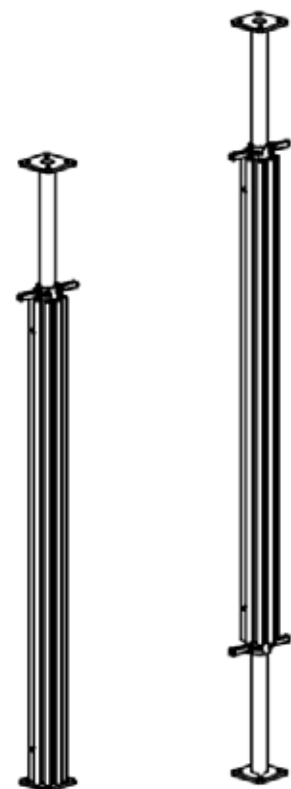
The ALUSTERN props are made up of aluminum profiles and adjustable bases of different sizes.

FEATURES AND BENEFITS

- Light weight and high load-bearing capacity
- Simple height regulation
- Used as single support or shoring tower
- Multi-sided geometrical suitability
- Safe and easy installation due to quick-release fasteners of the connection struts
- Ideal for high point loads
- Guaranteed load also for high support towers
- Manual assembly parts



The aluminum profiles are connected by means of distance tube / frames with quick-lock clamp and allows loads up to 5 kN.



ALUSTERN - FROM YOUR CONSTRUCTION SITES



ALUSTERN - FROM YOUR CONSTRUCTION SITES





ALUSTERN - FROM YOUR CONSTRUCTION SITES





WOODEN BEAM SYSTEM

I-20

The system I-20 is a flexible and suitable slab formwork system. In combination with H20 wooden beams, it enables economic efficient stripping of slabs.

The system combined with various props also in combination with the drop head H20, allows an early stripping - 70% of formwork panels and wooden beams.

FEATURES AND BENEFITS

- Adaptable to any type of slab (type, dimension, thickness and geometry)
- Combined with all slab props
- Possibility use as a table or tower of range
- Grande adattabilità alle geometrie
- Simple and fast assembly
- Early partial stripping
- Free choice of formwork surface



BEAM SYSTEM I-20 - FROM YOUR CONSTRUCTION SITES



COMPONENTS I-20

The ideal use of the H20 beams is in combination with the high capacity prop according to UNI EN 1065 (class C - D - E).


The high capacities of the props and H20 beams allow to reduce the amount of material needed.

PROPS CERTIFIED UNI EN 1065

The telescopic props in hot-dip galvanized steel with an admissible load up to 40 kN and with a length up to at 5.5 mt. they are the ideal choice for any type of use.

FEATURES AND BENEFITS

- High permissible load up to 40 kN
- Adjustment ring with integrated handle
- Easy to adjust with numbered holes on the tube
- Hot dip galvanizing guarantees a long service life



PROP CLASS C
20 kN external thread
galvanized



PROP CLASS E
30 kN external thread
galvanized




PROP CLASS D
20 kN external thread
galvanized



EXTENSION
1,0 mt
galvanized






Fork head – can be connected to every current support. One or two wooden beams H20 can be used with this support head.



Support head ALUSTERN – with quick locking can be inserted with every EN1065 support and permits the insertion of two or four wooden beams H20.



Drop head early stripping H20 – for all props EN1065 permit the insertion of two wooden beams. Early stripping is facilitated by the drop head. In this way the H20 wooden beams and 75 % of the formwork panels can be reused after 2 - 5 days.



PROP IN ALUMINUM

I-PROP

This prop allows you to reach greater heights with higher capacities than steel props.

Made entirely of aluminum, it combines these great performances with the possibility of manual handling. It makes work procedures faster and safer, guarantee time and cost savings.

The shaped external profile allows the connection of frames for the formation of the towers. I-PROP to be used individually or superimposed, handy and light, can be used by hand built.

FEATURES AND BENEFITS

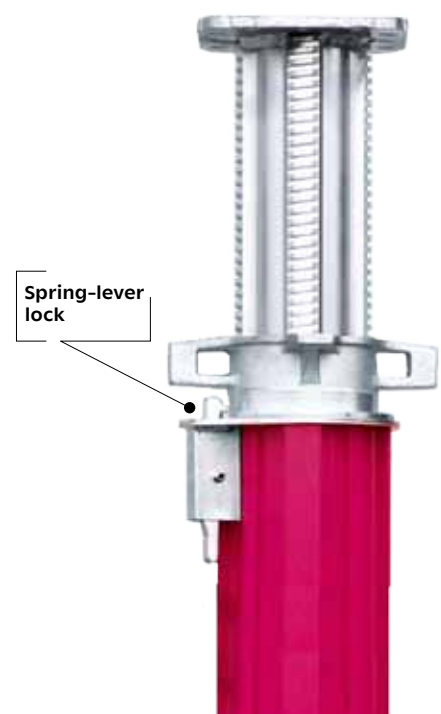
- High load-bearing capacity 100 kN
- Light-weighted
- Economically
- Efficient
- Can be built up

The I-PROP prop is produced in two variants:

- a) natural aluminum
- b) powder coated

The ergonomic and resistant self-cleaning adjustment ring nut guarantees continuous adjustment of the I-PROP even when the prop is partially loaded.

The spring-lever lock blocks the inner tube.



I-PROP is an aluminum prop built according to EN 16031, suitable for all types of floors.

The prop can be used indifferently with the inner tube downwards or upwards, while the base plates are suitable for receiving the connections of accessories or the overlapping of the prop itself.

A load of the support I-PROP is up to **100 kN** possible, in connection with connector frames can support the tower up to 12 meters height.



I-PROP ALU 625
Extension 480-625 cm
Weight 31 kg



I-PROP ALU 480
Extension 330-480 cm
Weight 25 kg



I-PROP ALU 350
Extension 195-350 cm
Weight 19,5 kg



I-PROP ALU 250
Extension 145-250 cm
Weight 14 kg



I-PROP - FROM YOUR CONSTRUCTION SITES





TEMPORARY PROTECTION SYSTEM

I-GUARD

The I-Guard system serves as temporary fall protection for surfaces with a maximum gradient of 10°. The system complies with the European standard EN 13374 - class A.

I-GUARD GRID SYSTEM ELEMENTS

The system consisting of a shaped grid (2.40 x 1.10mt.), upright of 2 meters and accessories supplied, allows the formation of protections with heights up to 1.90 meters.

The upper longitudinal side of the grill is made of double wire to ensure maximum resistance to flexion. The base of the grid is reinforced by a 25 cm high shaped sheet which protects against accidental falls of small equipment or materials.

FEATURES AND BENEFITS

- Possibility of fixing on any type of surface (concrete, wood, steel beams, formwork)
- In combination also with slabs formwork systems
- Quick and easy assembly
- Overlapping of two grids for protection with height 1.9 mt.
- Various fixing options
- Powder coating



I-GUARD - FROM YOUR CONSTRUCTION SITES



FORMWORK FOR ROAD CONSTRUCTION

BANCHETTONE

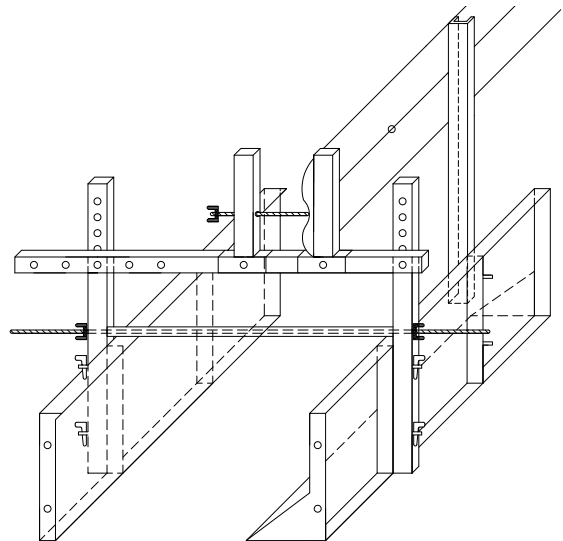
The BANCHETTONE adjustable formwork allows the construction of road curbs with or without guardrail and reduces construction times.

By means of the adjustment system, the guardrail complete with support can be positioned on the BANCHETTONE module, thus allowing the bead to be casting with speed and precision, reducing measurement and adaptation operations.

With the double length of one or two meters, the BANCHETTONE modules can be easily adapted to the road route.

FEATURES AND BENEFITS

- Easy adjustment of the road line
- The guardrail allows for fall protection during casting
- Available element lengths - 100 and 200 cm
- Double modularity (see application 1 and 2)
- Fast assembly times
- Construction of steel
- Perfect concrete surface



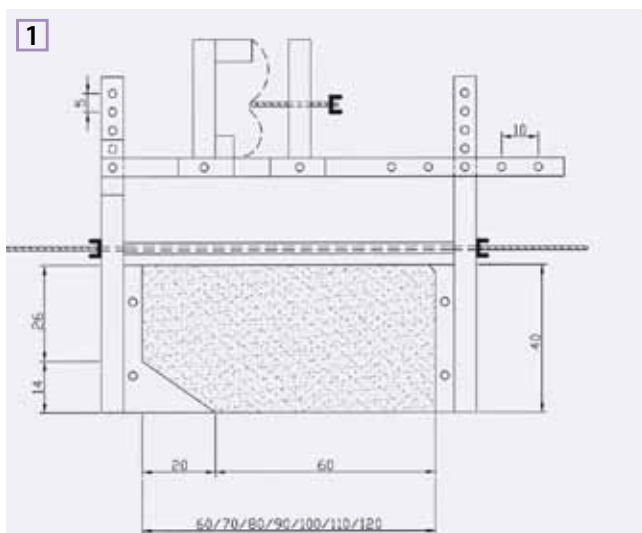
The standard formwork for BANCHETTONE, corresponds to a height of 40 cm and is adjustable by 10 cm in width (minimum 60 cm, maximum 120 cm).

Each element is provided by compensating pieces to allow the realization of all rays.

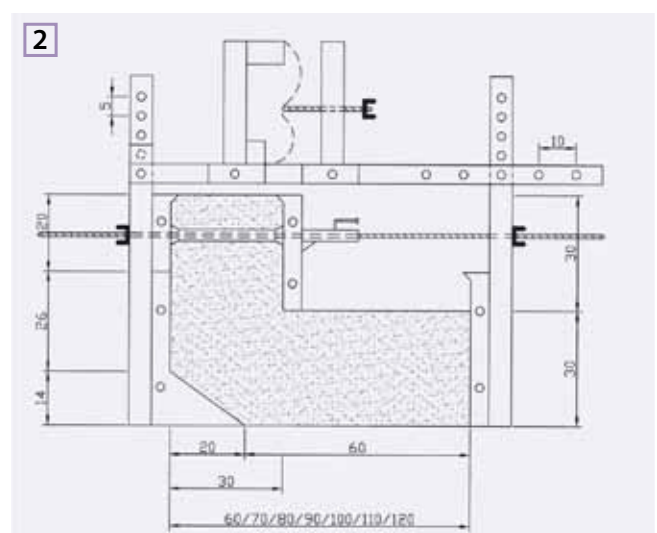
All elements are connected by pin and wedge and allow a quick and safe assembly (40 ml/day).

As an option, an attachment support is available to be superimposed on the normal formwork, which allows you to change the shape.

BANCHETTONE standard



BANCHETTONE with attachment support



BANCHETTONE - FROM YOUR CONSTRUCTION SITES

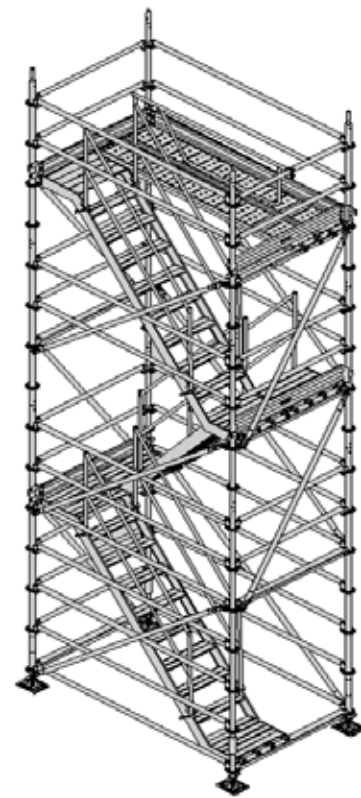




STAIR TOWER

UNIK

The UNIK stair system, built with steel S235JR, is mainly composed of a multidirectional node placed every 50 cm on each upright tube $\varnothing 48$, to which it is possible to apply, by means of the bayonet coupling and the wedge closure, crossbeams, currents and diagonals.

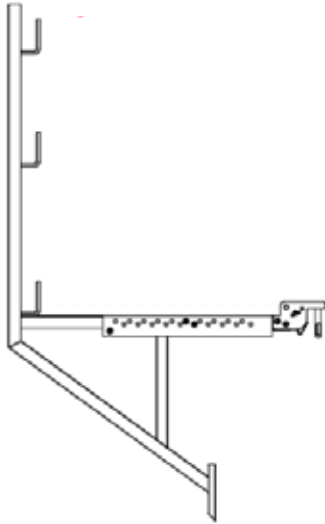


FEATURES AND BENEFITS

- Maximum permissible local load of 2 kN/m^2
- Easy connection of the handrail to the stair
- Quick and easy assembly
- Maximum height of 40 meters



KIT BRACKET FOR ARMED EARTH



The kit bracket for reinforced earth, with the appropriate procedures, allows you to create a walking surface for operators during the construction phases.

The kit bracket for reinforced earth is made of steel and is able to withstand loads of **150 kg/m²**, while the parapet can withstand thrusts of **30 kg** at the most unfavorable point.



FEATURES AND BENEFITS

- Walkway creation for operators
- Quick and easy assembly
- Permissible load up to 150 kg/m²
- Construction en steel
- Parapet resistance to thrusts of 30 kg at the most unfavorable point



FORMWORK FOR NEGATIVE DOORS AND ACCESSES

I-DOOR

The formwork I-Door for the negative of doors and accesses consists of two lateral elements with cover plate and three push-pull spindles. Made up of painted steel, it is quickly assembled thanks to the low weight of its elements.

FEATURES AND BENEFITS

- Simple and quick assembly (about 10 min. per door)
- Saving processing-time and timber
- Flexible adjustment due to the push & pull spindle
- Durable steel formwork
- Suitable for all types of concrete
- Edge break on one side



Quick and easy assembly



Edge break on one side



Easy adjustment thanks to push & pull

ADAPTABLE PRE-ASSEMBLED- WORKING PLATFORM

The INTERFAMA work platform is adaptable to all formwork elements in steel and aluminum with variable thickness between 10 and 12,5 cm.



FEATURES AND BENEFITS

- Fully pre-assembled unit
- Quick and easy installation
- Can be lifted by crane
- Measure: length 2,7 x width 1,0 mt - weight: 66,0 kg
- Admissible load: 200 kg/m²
- Anti-lifting incorporated
- Long lasting treated facing timber
- Applicable to both vertical and horizontal elements
- Applicable to prefabricated walls



FORMWORK FOR PREFABRICATED BLOCS

I-BLOCK

I-BLOCK is a formwork with which it is possible to produce overlapping and assemblable concrete blocs according to the Lego-principle. The special dividers allow the realization of sub-measures and inclined blocs.

The formwork I-BLOCK built on steel painted, mainly composed of two L-shaped elements carrying the positive ① and the negative ② of the joint.

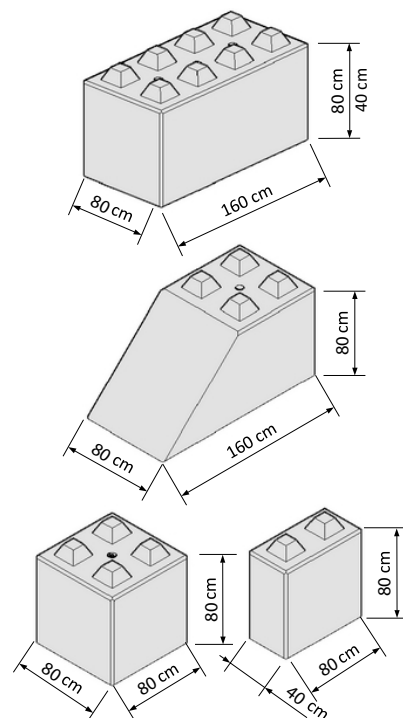
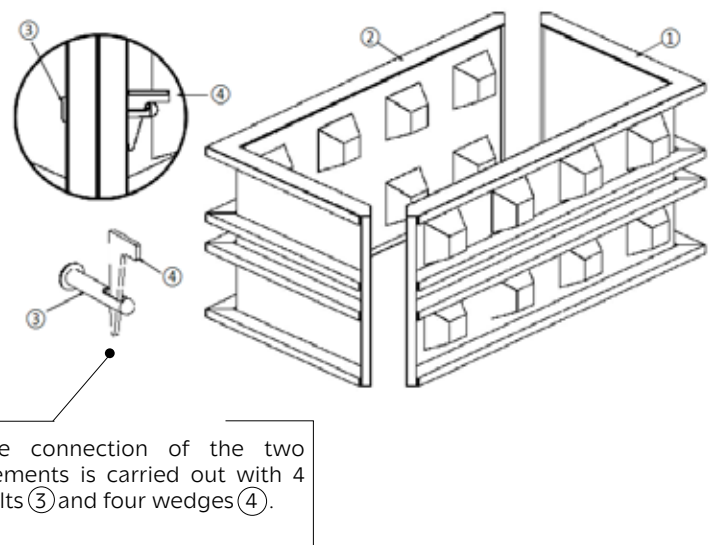
FEATURES AND BENEFITS


Thanks to their characteristics, the blocks produced by the the formwork i-Block can be used successfully for the production of:

- **Containment barriers**
- **Noise barriers**
- **Fire walls**
- **Protective trenches**
- **and many other types of construction**

With the I-BLOCK formwork and its accessories, elements of various sizes can be produced:

160x80x80 cm
160x40x80 cm
160x80x40 cm
160x60x60 cm
80x80x80 cm
80x40x80 cm
others on request.





Edge breaks of 2 x 2 cm
all around the perimeter.

I-BLOCK can be moved using the special lifting hooks (the lifting hooks are the same with which the finished concrete product is moved), which can be fixed on the lifting nails arranged on the four corners of the formwork.



Concrete blocks can be built directly on site or in the warehouse.



FORMWORK FOR BASEMENT CELLAR SHAFT

KSS

This special formwork allows the realization of the classic „cellar shaft“ directly on site. Simple to use, it allows the construction site to be independent, using the residual concrete.

FEATURES AND BENEFITS

- Connection by means of bolts and wedge
- External dimensions concrete shaft 200x144x70 cm
- Internal dimension concrete shaft 200x128x60 cm
- Diameter 8 - 10 cm
- Concrete quantity approx. 0,5 m³
- Quick shuttering and stripping
- Construction in steel
- Height adjustable from 10 to 200 cm



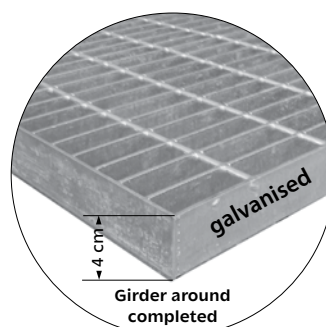
Whole casting of the prefabricated shaft

Height adjustment with the shuttering plate.



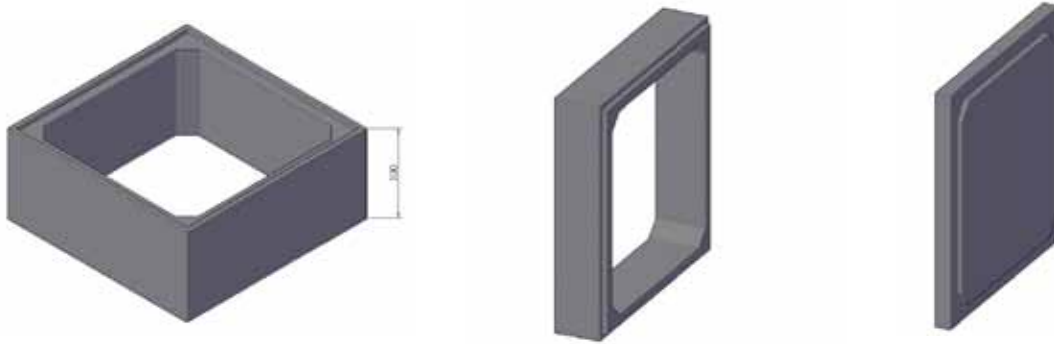
GIRDER FOR CELLAR SHAFT

Available also The girder tailored to the cellar shaft (grid size: 132.5 x 62.5 x 4 cm).



SPECIAL FORMWORKS FOR PREFABRICATED

Our technical department is able to design special custom formwork systems for any type of prefabricated element. Adjustable formwork for blocks, channels, shafts, tunnels, tanks and lids.



SPECIAL FORMWORKS FOR PREFABRICATED

Our technical department is able to design special custom formwork systems for any type of prefabricated element. Adjustable formwork for blocks, channels, shafts, tunnels, tanks and lids.



FORMWORK NEW JERSEY

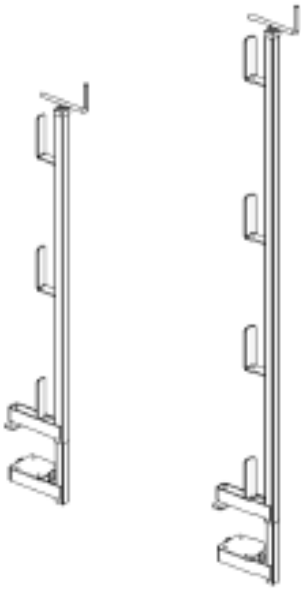
The formwork designed to make reinforced concrete barriers can be produced in different sizes and heights.

NEW JERSEY barriers is a safety device used for motorway construction sites, to provisionally delimit a construction site area, often used in emergency situations.



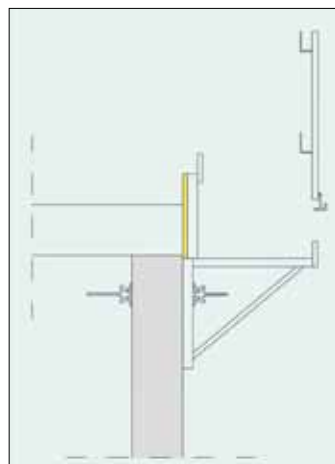
PROTECTION HANDRAIL

The provisional protective handrail - **H. 1,10 m / H. 1,50 m** can be used for securing slab edges and openings, according to **EN 13374** standards.



STRIPPING ANGLE

The stripping angle for rational surface stripping can also be used as works scaffolding with handrails for a safe work on building maximal load **200 kg/m²**.



PRACTICAL CONTAINERS FOR THE CONSTRUCTION SITE

Practical grid box with removable side, transport loops **CE certified**.

Measure: 212 x 120 x 87 cm

Maximum load-bearing capacity: 2.500 kg



Box with partition with transport loops **CE certified**, for the clear storage of accessories.

Measure: 125 x 85 x 60 cm

Maximum load-bearing capacity: 2.500 kg



Box without partition with transport loops with **CE certified**, for the storage of accessories.

Measure: 125 x 85 x 60 cm

Maximum load-bearing capacity: 2.500 kg



Stacking container galvanised, with transport loops and **CE certified**, ideal for stacking props or formwork components.

Measure: 135 x 122 x 120 cm

Maximum load-bearing capacity: 1.800 kg



Stacking rack with transport loops and **CE certified**, ideal for stacking light parts.

Measure: 125 x 85 x 60 cm

Maximum load-bearing capacity: 900 kg



Stacking rack with transport loops and **CE certified**, for stacking 20 MRM climbing brackets.

Measure: 160 x 97 x 90 cm



Stacking rack with transport loops and **CE certified**, for stacking 16 service brackets.

Measure: 160 x 97 x 90 cm



REALIZATION WINE CELLAR **SPECIAL FOR UNIQUE WORK**

Thanks to its many years of experience, INTERFAMA has been commissioned in the project of 600 square meters special formwork for a single work for the construction of a wine cellar - Monforte d'Alba (CN).



CONSTRUCTION OF CIRCULAR SILOS FOR GRAIN - HEIGHT OF 28 METERS

The construction of grain silos is coming to an end. The structure is made up of 6 circular silos with an internal diameter of 5.70 meters; the Magione silos reaches a total height of 28 meters plus a part under the hopper of another 4 meters. Our ORBIS formwork system with its functional accessories has allowed the realization of these circular walls. The end result is impressive - Magione (PG).



BUILDING OF NATURAL REFUGE **BRUNELLE ALPE DI SIUSI**

In the heart of the Alpe di Siusi, at the foot of the Dolomites, the new Rifugio Brunelle Alpe di Siusi is under construction. The new generation EVODECK system was chosen for the construction of the floors. The construction company, Winkler Bauteam, assembled 670 sqm per day with only 3 persons - Castelrotto Alpe di Siusi (South Tyrol).



EXPANSION WELLNESS HOTEL QUELLENHOF LUXURY RESORT

The Quellenhof Luxury Resort Passeier is currently being expanded in San Martino in the immediate vicinity of Merano, amidst the meadows and woods of the wonderful alpine landscape of South Tyrol. The MAXIM wall system and the EVODECK slab system were used for the construction – San Martino Passiria (South Tyrol).



ENTRANCE BUILDING HOSPITAL SACRO CUORE

For the construction of the new entrance building of the Hospital Sacro Cuore don Calabria in Negrar, the formwork systems used: PAT single-sided system for single-sided walls, MAXIM system for walls, compartments and pillars, RSS system for circular pillars, VELOX system with phenolic coating shape for the floors. Construction of four floors with a total of 15,000 sqm of floors - Negrar (VR).



REALIZATION OF COVERING HALF DOME WINE CELLAR

For the construction of the vaulted roof with half dome, INTERFAMA supplied 2,500 sqm of ALUSTERN support system and H20 wooden beams with variable heights from 6,0 to 9,0 meters - Valpolicella (VR).



NAUTICAL DOCK OF PONENTE ARTIFACT MONOLITHIC


For the construction of the nautical dock and the functional adaptation of the jetty in Ponente, several monoliths were built and subsequently put into the sea. Equipment used for the construction of the monolithic building in reinforced concrete (200 tons): MAXIM formwork for walls - Genoa (GE).



CONNECTION VIADUCT JUNCTION AIRPORT

Construction of the viaduct connecting the Genoa motorway junction to the airport.

INTERFAMA formworks supplied for construction: RSS special formwork in combination with PAT climbing system for piles, formworks on measure in combination with MAXIM system and I-PROP support towers for pulvins - Genoa (GE).



CONSTRUCTION OF SS 675 VIADUCTS AND TUNNELS

For the construction of the SS 675 and more precisely for the construction of the viaducts, of Zoppo, Bedano and Crognolo, INTERFAMA supplied MAXIM wall formworks system and RSS special elements for abutments, piers and bridge pads, complete with climbing platforma PAT and KBK - Rome (RM).



REALIZATION OF PALASPORT COVERAGE CONCRETE Y-SHAPE BEAMS

For the construction of the Y-beams for the roof of the Palasport stadium, various systems were used: MAXIM in combination with special formwork and the ALUSTERN props and towers system for supporting the beams - Desulo (NU) Sardinia.



PROJECT REALIZATION

STORAGE BASIN Ø 34 METERS

For the construction of a storage basin with a diameter of 34 meters and a height of 6.0 meters, INTERFAMA supplied all the systems of necessary formwork:

- for the curvilinear walls of the basin: 633 sqm ORBIS formwork without tie rods and 192 MRM climbing brackets
- for the pillars: circular formwork for RSS pillars Ø 50 cm with special formwork for capital
- for the 40 cm thick slab: props and load bearing towers ALUSTERN and I-PROP 625 cm - Val Venosta (South Tyrol).



CONSTRUCTION OF DIGESTOR PLANT ANAEROBIC BIOGAS

For the anerobic digestion plant, INTERFAMA provides all the formwork systems necessary for the construction of the work, specifically:

- for the round walls of the tanks; 456 sqm of formwork ORBIS system without tie rods complete with MRM climbing brackets.
- for the floors of the tanks; 490 sqm of VELOX system with props ALUSTERN and I-PROP 625 cm.
- for trenches and straight walls; 275 sqm of MAXIM formwork system - Pisticci (MT).




CONSTRUCTION OF A TANK Ø 25 MT. - HEIGHT 20.3 METERS

For the construction of a 25 m diameter tank with a height of 20.3 meters. - has supplied INTERFAMA with the following systems used for the construction: ORBIS circular formwork without tie rods and climbing brackets MRM - Arzergrande (PD).



CONSTRUCTION NEW PARISH COMPLEX

Construction of a new parish complex consisting of a church, a rectory and premises for the pastoral ministry. Systems used for construction: MAXIM for straight walls, ORBIS for circular walls, ALUSTERN and VELOX for slabs/roofs – Ferrara (FE).



EXCLUSIVE COMPLEX CONSTRUCTION RESIDENCE SCHLOSSGARTEN

In the center of the village of Silandro, stands the exclusive residential complex SCHLOSSGARTEN. For the construction used INTERFAMA systems: MAXIM formwork for sloping and exposed walls and special corners – Silandro (South Tyrol).



RENOVATION CASTLE BORELLI PREPARATION SEPTS AND FLOORS

For the renovation of the BORELLI Castle, MAXIM systems were used for the construction of the walls and pillars and VELOX slab formwork for the floors - Borghetto Santo Spirito (SV).



COSTRUCTION VIADUCT SCHIVITO MACCHIE PILLAR AND BRIDGE PAD

Construction of the viaduct Schivito Macchie - Grottaminarda (AV).
INTERFAMA systems supplied for the construction of the viaduct:
MAXIM system for walls and compartments of pillars and RP climbing system, for the pillars compartments, KBK climbing system for pillars, PAT climbing system for bridge pads, wood and steel negatives for shaping the pads and UNIK tower stairs.



CONSTRUCTION OF RECTANGULAR SILOS FLOUR SILOS - HEIGHT 33.10 METERS

Construction of Flour silos - Collecchio (PR).

The structure consists of 8 rectangular silos for a height of 33.10 meters, plus a part under the hopper of another 5.5 meters.

Several INTERFAMA systems are being used for construction:

- MAXIM formwork for the construction of walls and silos
- RP internal climbing platform for castings elevated silos
- KBK climbing platform
- UNIVERSAL modular system brackets



RECONSTRUCTION VIADUCT HIMERA A19 PALERMO CATANIA

For the reconstruction of the Himera viaduct, demolished following the damage of the landslide movement of 10 April 2015, INTERFAMA supplied the following systems: MAXIM wall formwork, ALUSTERN and I-PROP for the shoring of load bearing towers and towers - Palermo (CT).



REALIZATION IN SECTIONS BRIDGE OVER THE RIVER MAGRA

For the phased construction of the junctions of the bridge over the Magra river at Stadano in Aulla, INTERFAMA supplied approx. 1,000 sqm of modular support structures of the ALUSTERN system - Province of Massa-Carrara Tuscany.



EXPANSION OF THE NEW HOSPITAL GROSSETO

For the construction of the extension of the Grosseto hospital, INTERFAMA Rent supplies all formwork systems for walls, pillars and floors, specifically:

- 15 RSS formwork for circular columns
- 750 sqm MAXIM wall formwork systems
- 1,500 sqm ALUSTERN support system for slab and
- VELOX slab formwork - Grosseto (GR).



REALIZATION STATION RAILWAY CASANOVA

For the construction of the new Casanova (Kaiserau) railway station, several special piers were built for the new railway track. Equipment used for the construction of the product: MAXIM formwork for walls with special elements and ALUSTERN props for tower - Bolzano (South Tyrol).



RESTORATION PILES VIADUCT PROVINCE OF AOSTA

The MAXIM system, which can be combined with any climbing system, allows it to be used in any project and in the most unthinkable situations. In combination with the self-lifting system has allowed the restoration of the damaged piles of the viaduct in a simple way – Province of Aosta (AO).



CONSTRUCTION SERIES OF LOCKS BACH ALTO ADIGE

For the construction of a series of locks on a bach in South Tyrol, INTERFAMA supplied the systems used for the construction: formwork MAXIM ALU for walls and MRM climbing systems - South Tyrol.



COMPLETION OF ROUTE DIRECTION **PERUGIA ANCONA SS.318**


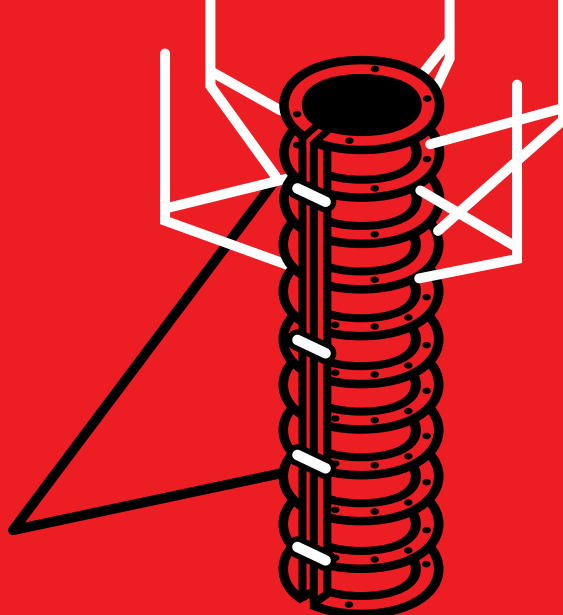
Completion of the Perugia Ancona route SS.318 of "Valfabbrica", single-sided walls, with variable heights up to 10.5 meters. INTERFAMA systems used; MAXIM XL in combination with PAT one-side system - Perugia (AN).



CONSTRUCTION VIADUCT OUED BAHT

Construction of a viaduct over the Oued Baht at the detour of the RR701 in the province of Khemissat. Systems used for construction: MAXIM wall formwork, RSS circular formwork, KBK and PAT climbing systems - Khemissat - Morocco.





INTERFAMA[®] FORMWORK

INTERFAMA Srl

I-39026 Prato allo Stelvio
Zona industriale - Via Pineta, 138

+39 0473 618 295

info@interfama.com

www.interfama.com

INTERFAMA[®] RENT

INTERFAMA RENT Srl

I-37137 Verona
Via Mantovana, 158/C

+39 045 4854901

info@interfamarent.com

www.interfamarent.com

INTERFAMA[®] SERVICE

INTERFAMA SERVICE Srl

Legal headquarter:

I-39026 Prato allo Stelvio
Zona industriale - Via Pineta, 138

Operating headquarter:

I-37137 Verona

Via Mantovana, 158/C

+39 0473 618 295

info@interfamaservice.com

www.interfamaservice.com

